

ANNEX I
SUMMARY OF PRODUCT CHARACTERISTICS

1. NAME OF THE MEDICINAL PRODUCT

Votubia 2.5 mg tablets
Votubia 5 mg tablets
Votubia 10 mg tablets

2. QUALITATIVE AND QUANTITATIVE COMPOSITION

Votubia 2.5 mg tablets

Each tablet contains 2.5 mg everolimus.

Excipient with known effect

Each tablet contains 74 mg lactose.

Votubia 5 mg tablets

Each tablet contains 5 mg everolimus.

Excipient with known effect

Each tablet contains 149 mg lactose.

Votubia 10 mg tablets

Each tablet contains 10 mg everolimus.

Excipient with known effect

Each tablet contains 297 mg lactose.

For the full list of excipients, see section 6.1.

3. PHARMACEUTICAL FORM

Tablet.

Votubia 2.5 mg tablets

White to slightly yellow, elongated tablets of approximately 10.1 x 4.1 mm, with a bevelled edge and no score, engraved with “LCL” on one side and “NVR” on the other.

Votubia 5 mg tablets

White to slightly yellow, elongated tablets of approximately 12.1 x 4.9 mm, with a bevelled edge and no score, engraved with “5” on one side and “NVR” on the other.

Votubia 10 mg tablets

White to slightly yellow, elongated tablets of approximately 15.1 x 6.0 mm, with a bevelled edge and no score, engraved with “UHE” on one side and “NVR” on the other.

4. CLINICAL PARTICULARS

4.1 Therapeutic indications

Renal angiomyolipoma associated with tuberous sclerosis complex (TSC)

Votubia is indicated for the treatment of adult patients with renal angiomyolipoma associated with tuberous sclerosis complex (TSC) who are at risk of complications (based on factors such as tumour size or presence of aneurysm, or presence of multiple or bilateral tumours) but who do not require immediate surgery.

The evidence is based on analysis of change in sum of angiomyolipoma volume.

Subependymal giant cell astrocytoma (SEGA) associated with tuberous sclerosis complex (TSC)

Votubia is indicated for the treatment of adult and paediatric patients with subependymal giant cell astrocytoma (SEGA) associated with tuberous sclerosis complex (TSC) who require therapeutic intervention but are not amenable to surgery.

The evidence is based on analysis of change in SEGA volume. Further clinical benefit, such as improvement in disease-related symptoms, has not been demonstrated.

4.2 Posology and method of administration

Treatment with Votubia should be initiated by a physician experienced in the treatment of patients with TSC and therapeutic drug monitoring.

Posology

Renal angiomyolipoma associated with TSC

The recommended dose is 10 mg of everolimus once daily. Treatment should continue as long as clinical benefit is observed or until unacceptable toxicity occurs.

If a dose is missed, the patient should not take an additional dose, but take the usual prescribed next dose.

SEGA associated with TSC

Careful titration may be required to obtain the optimal therapeutic effect. Doses that will be tolerated and effective vary between patients. Concomitant antiepileptic therapy may affect the metabolism of everolimus and may contribute to this variance (see section 4.5).

Dosing is individualised based on Body Surface Area (BSA) using the Dubois formula, where weight (W) is in kilograms and height (H) is in centimetres:

$$BSA = (W^{0.425} \times H^{0.725}) \times 0.007184$$

The recommended starting dose for Votubia for the treatment of patients with SEGA is 4.5 mg/m². A higher starting dose of 7 mg/m² is recommended for patients 1 to less than 3 years of age based on pharmacokinetic simulations (see section 5.2). Different strengths of Votubia tablets can be combined to attain the desired dose.

Everolimus whole blood trough concentrations should be assessed at least 1 week after commencing treatment. Dosing should be titrated to attain trough concentrations of 5 to 15 ng/ml. The dose may be increased to attain a higher trough concentration within the target range to obtain optimal efficacy, subject to tolerability.

Individualised dosing should be titrated by increasing the dose by increments of 2.5 mg to attain the target trough concentration for optimal clinical response. Efficacy, safety, concomitant therapy, and the current trough concentration should be considered when planning for dose titration. Individualised dose titration can be based on simple proportion:

$$\text{New everolimus dose} = \text{current dose} \times (\text{target concentration} / \text{current concentration})$$

For example, a patient's current dose based on BSA is 2.5 mg with a steady state concentration of 4 ng/ml. In order to achieve a target concentration above the lower C_{\min} limit of 5 ng/ml, e.g. 8 ng/ml, the new everolimus dose would be 5 mg (an increase of 2.5 mg from the current daily dose). In cases where the revised dose is not a multiple of 2.5 mg, it should be rounded to the next available tablet strength.

Dosing recommendations for paediatric patients with SEGA are consistent with those for the adult SEGA population, except for patients in the range from 1 year to less than 3 years of age, and those with hepatic impairment (see section "Hepatic impairment" below and section 5.2).

SEGA volume should be evaluated approximately 3 months after commencing Votubia therapy, with subsequent dose adjustments taking changes in SEGA volume, corresponding trough concentration, and tolerability into consideration.

Once a stable dose is attained, trough concentrations should be monitored every 3 to 6 months in patients with changing body surface area, or every 6 to 12 months in patients with stable body surface area, for the duration of treatment.

Treatment should continue as long as clinical benefit is observed or until unacceptable toxicity occurs.

If a dose is missed, the patient should not take an additional dose, but take the usual prescribed next dose.

Dose adjustments due to adverse reactions

Management of severe and/or intolerable suspected adverse reactions may require dose reduction and/or temporary interruption of Votubia therapy. For adverse reactions of Grade 1, dose adjustment is usually not required. If dose reduction is required, the recommended dose is approximately 50% lower than the daily dose previously administered. For dose reductions below the lowest available strength, alternate day dosing should be considered.

Table 1 summarises dose adjustment recommendations for specific adverse reactions (see also section 4.4).

Table 1 Votubia dose adjustment recommendations

Adverse reaction	Severity¹	Votubia dose adjustment
Non-infectious pneumonitis	Grade 2	Consider interruption of therapy until symptoms improve to Grade ≤ 1 . Re-initiate Votubia at approximately 50% lower than the daily dose previously administered. Discontinue treatment if failure to recover within 4 weeks.
	Grade 3	Interrupt Votubia until symptoms resolve to Grade ≤ 1 . Consider re-initiating Votubia at approximately 50% lower than the daily dose previously administered. If toxicity recurs at Grade 3, consider discontinuation.
	Grade 4	Discontinue Votubia.

Stomatitis	Grade 2	Temporary dose interruption until recovery to Grade ≤ 1 . Re-initiate Votubia at same dose. If stomatitis recurs at Grade 2, interrupt dose until recovery to Grade ≤ 1 . Re-initiate Votubia at approximately 50% lower than the daily dose previously administered.
	Grade 3	Temporary dose interruption until recovery to Grade ≤ 1 . Re-initiate Votubia at approximately 50% lower than the daily dose previously administered.
	Grade 4	Discontinue Votubia.
Other non-haematological toxicities (excluding metabolic events)	Grade 2	If toxicity is tolerable, no dose adjustment required. If toxicity becomes intolerable, temporary dose interruption until recovery to Grade ≤ 1 . Re-initiate Votubia at same dose. If toxicity recurs at Grade 2, interrupt Votubia until recovery to Grade ≤ 1 . Re-initiate Votubia at approximately 50% lower than the daily dose previously administered.
	Grade 3	Temporary dose interruption until recovery to Grade ≤ 1 . Consider re-initiating Votubia at approximately 50% lower than the daily dose previously administered. If toxicity recurs at Grade 3, consider discontinuation.
	Grade 4	Discontinue Votubia.
Metabolic events (e.g. hyperglycaemia, dyslipidaemia)	Grade 2	No dose adjustment required.
	Grade 3	Temporary dose interruption. Re-initiate Votubia at approximately 50% lower than the daily dose previously administered.
	Grade 4	Discontinue Votubia.
Thrombocytopenia	Grade 2 ($<75, \geq 50 \times 10^9/l$)	Temporary dose interruption until recovery to Grade ≤ 1 ($\geq 75 \times 10^9/l$). Re-initiate Votubia at same dose.
	Grade 3 & 4 ($<50 \times 10^9/l$)	Temporary dose interruption until recovery to Grade ≤ 1 ($\geq 75 \times 10^9/l$). Re-initiate Votubia at approximately 50% lower than the daily dose previously administered.
Neutropenia	Grade 2 ($\geq 1 \times 10^9/l$)	No dose adjustment required.
	Grade 3 ($<1, \geq 0.5 \times 10^9/l$)	Temporary dose interruption until recovery to Grade ≤ 2 ($\geq 1 \times 10^9/l$). Re-initiate Votubia at same dose.
	Grade 4 ($<0.5 \times 10^9/l$)	Temporary dose interruption until recovery to Grade ≤ 2 ($\geq 1 \times 10^9/l$). Re-initiate Votubia at approximately 50% lower than the daily dose previously administered.
Febrile neutropenia	Grade 3	Temporary dose interruption until recovery to Grade ≤ 2 ($\geq 1.25 \times 10^9/l$) and no fever. Re-initiate Votubia at approximately 50% lower than the daily dose previously administered.
	Grade 4	Discontinue Votubia.

¹ Grading based on National Cancer Institute (NCI) Common Terminology Criteria for Adverse Events (CTCAE) v3.0

Therapeutic drug monitoring

Therapeutic drug monitoring of everolimus blood concentrations, using a validated assay, is **required** for patients treated for SEGA. Trough concentrations should be assessed at least 1 week after the initial dose, after any change in dose or pharmaceutical form, after initiation of or change in co-administration of CYP3A4 inhibitors (see sections 4.4 and 4.5) or after any change in hepatic status (Child-Pugh) (see section “Hepatic impairment” below and section 5.2). Trough concentrations should be assessed 2 to 4 weeks after initiation of or change in co-administration of CYP3A4 inducers (see sections 4.4 and 4.5) since the natural degradation time of the induced enzymes has to be taken into account.

Therapeutic drug monitoring of everolimus blood concentrations, using a validated assay, is an **option** to be considered for patients treated for renal angiomyolipoma associated with TSC (see section 5.1) after initiation of or change in co-administration of CYP3A4 inducers or inhibitors (see sections 4.4 and 4.5) or after any change in hepatic status (Child-Pugh) (see section “Hepatic impairment” below and section 5.2).

When possible, the same assay and laboratory for therapeutic drug monitoring should be used throughout the treatment.

Switching pharmaceutical forms

Votubia is available in two pharmaceutical forms: tablets and dispersible tablets. Votubia tablets and Votubia dispersible tablets are **not** to be used interchangeably. The two pharmaceutical forms must not be combined to achieve the desired dose. The same pharmaceutical form must be used consistently, as appropriate for the indication being treated.

When switching pharmaceutical forms, the dose should be adjusted to the closest milligram strength of the new pharmaceutical form and the everolimus trough concentration should be assessed at least 1 week later (see section “Therapeutic drug monitoring” above).

Special populations

Elderly

No dose adjustment is required (see section 5.2).

Renal impairment

No dose adjustment is required (see section 5.2).

Hepatic impairment

Patients with renal angiomyolipoma associated with TSC:

- Mild hepatic impairment (Child-Pugh A): The recommended dose is 7.5 mg daily.
- Moderate hepatic impairment (Child-Pugh B): The recommended dose is 5 mg daily.
- Severe hepatic impairment (Child-Pugh C): Votubia is only recommended if the desired benefit outweighs the risk. In this case, a dose of 2.5 mg daily must not be exceeded (see sections 4.4 and 5.2).

Dose adjustments should be made if a patient’s hepatic (Child-Pugh) status changes during treatment.

Patients with SEGA associated with TSC:

Patients <18 years of age:

Votubia is not recommended for patients <18 years of age with SEGA and hepatic impairment.

Patients ≥ 18 years of age:

- Mild hepatic impairment (Child-Pugh A): 75% of the recommended starting dose calculated based on BSA (rounded to the nearest strength)
- Moderate hepatic impairment (Child-Pugh B): 50% of the recommended starting dose calculated based on BSA (rounded to the nearest strength)
- Severe hepatic impairment (Child-Pugh C): Votubia is only recommended if the desired benefit outweighs the risk. In this case, 25% of the dose calculated based on BSA (rounded to the nearest strength) must not be exceeded.

Everolimus whole blood trough concentrations should be assessed at least 1 week after any change in hepatic status (Child-Pugh).

Paediatric population

The safety and efficacy of Votubia in children aged 0 to 18 years with renal angiomyolipoma associated with TSC in the absence of SEGA have not been established. No data are available.

The safety, efficacy and pharmacokinetic profile of Votubia in children below the age of 1 year with TSC who have SEGA have not been established. No data are available (see sections 5.1 and 5.2).

Clinical study results did not show an impact of Votubia on growth and pubertal development.

Method of administration

Votubia must be administered orally once daily at the same time every day, consistently either with or without food (see section 5.2). Votubia tablets are to be swallowed whole with a glass of water. The tablets must not be chewed or crushed. For patients with TSC who have SEGA and are unable to swallow tablets, Votubia tablet(s) can be dispersed completely in a glass with approximately 30 ml of water by gently stirring until the tablet(s) is(are) fully disintegrated (approximately 7 minutes), immediately prior to drinking. After the dispersion has been swallowed, any residue must be re-dispersed in the same volume of water and swallowed (see section 5.2).

4.3 Contraindications

Hypersensitivity to the active substance, to other rapamycin derivatives or to any of the excipients listed in section 6.1.

4.4 Special warnings and precautions for use

Non-infectious pneumonitis

Non-infectious pneumonitis is a class effect of rapamycin derivatives, including everolimus. Non-infectious pneumonitis (including interstitial lung disease) was described very commonly in patients taking everolimus in the advanced renal cell carcinoma (RCC) setting (see section 4.8). Some cases were severe and on rare occasions, a fatal outcome was observed. A diagnosis of non-infectious pneumonitis should be considered in patients presenting with non-specific respiratory signs and symptoms such as hypoxia, pleural effusion, cough or dyspnoea, and in whom infectious, neoplastic and other non-medicinal causes have been excluded by means of appropriate investigations. Opportunistic infections such as pneumocystis jirovecii (carinii) pneumonia (PJP, PCP) should be ruled out in the differential diagnosis of non-infectious pneumonitis (see section “Infections” below). Patients should be advised to report promptly any new or worsening respiratory symptoms.

Patients who develop radiological changes suggestive of non-infectious pneumonitis and have few or no symptoms may continue Votubia therapy without dose adjustments. If symptoms are moderate, consideration should be given to interruption of therapy until symptoms improve. The use of corticosteroids may be indicated. Votubia may be reinitiated at a daily dose approximately 50% lower than the dose previously administered.

For cases where symptoms of non-infectious pneumonitis are severe, Votubia therapy should be discontinued and the use of corticosteroids may be indicated until clinical symptoms resolve. Votubia may be reinitiated at a daily dose approximately 50% lower than the dose previously administered depending on the individual clinical circumstances.

For patients who require use of corticosteroids for treatment of non-infectious pneumonitis, prophylaxis for pneumocystis jirovecii (carinii) pneumonia (PJP, PCP) may be considered.

Infections

Everolimus has immunosuppressive properties and may predispose patients to bacterial, fungal, viral or protozoal infections, including infections with opportunistic pathogens (see section 4.8). Localised and systemic infections, including pneumonia, other bacterial infections, invasive fungal infections such as aspergillosis, candidiasis or pneumocystis jirovecii (carinii) pneumonia (PJP, PCP) and viral infections including reactivation of hepatitis B virus, have been described in patients taking everolimus. Some of these infections have been severe (e.g. leading to sepsis [including septic shock], respiratory or hepatic failure) and occasionally fatal in adult and paediatric patients (see section 4.8).

Physicians and patients should be aware of the increased risk of infection with Votubia. Pre-existing infections should be treated appropriately and should have resolved fully before starting treatment with Votubia. While taking Votubia, be vigilant for symptoms and signs of infection; if a diagnosis of infection is made, institute appropriate treatment promptly and consider interruption or discontinuation of Votubia.

If a diagnosis of invasive systemic fungal infection is made, Votubia treatment should be promptly and permanently discontinued and the patient treated with appropriate antifungal therapy.

Cases of pneumocystis jirovecii (carinii) pneumonia (PJP, PCP), some with fatal outcome, have been reported in patients who received everolimus. PJP/PCP may be associated with concomitant use of corticosteroids or other immunosuppressive agents. Prophylaxis for PJP/PCP should be considered when concomitant use of corticosteroids or other immunosuppressive agents are required.

Hypersensitivity reactions

Hypersensitivity reactions manifested by symptoms including, but not limited to, anaphylaxis, dyspnoea, flushing, chest pain or angioedema (e.g. swelling of the airways or tongue, with or without respiratory impairment) have been observed with everolimus (see section 4.3).

Concomitant use of angiotensin-converting enzyme (ACE) inhibitors

Patients taking concomitant ACE inhibitor (e.g. ramipril) therapy may be at increased risk for angioedema (e.g. swelling of the airways or tongue, with or without respiratory impairment) (see section 4.5).

Stomatitis

Stomatitis, including mouth ulcerations and oral mucositis, is the most commonly reported adverse reaction in patients treated with Votubia (see section 4.8). Stomatitis mostly occurs within the first 8 weeks of treatment. A single-arm study in postmenopausal breast cancer patients treated with Afinitor (everolimus) plus exemestane suggested that an alcohol-free corticosteroid oral solution, administered as a mouthwash during the initial 8 weeks of treatment, may decrease the incidence and severity of stomatitis (see section 5.1). Management of stomatitis may therefore include prophylactic (in adults) and/or therapeutic use of topical treatments, such as an alcohol-free corticosteroid oral solution as a mouthwash. However products containing alcohol, hydrogen peroxide, iodine and thyme derivatives should be avoided as they may exacerbate the condition. Monitoring for and treatment of fungal infection is recommended, especially in patients being treated with steroid-based medicinal products. Antifungal agents should not be used unless fungal infection has been diagnosed (see section 4.5).

Haemorrhage

Serious cases of haemorrhage, some with a fatal outcome, have been reported in patients treated with everolimus in the oncology setting. No serious cases of renal haemorrhage were reported in the TSC setting.

Caution is advised in patients taking Votubia, particularly during concomitant use with active substances known to affect platelet function or that can increase the risk of haemorrhage as well as in patients with a history of bleeding disorders. Healthcare professionals and patients should be vigilant for signs and symptoms of bleeding throughout the treatment period, especially if risk factors for haemorrhage are combined.

Renal failure events

Cases of renal failure (including acute renal failure), some with a fatal outcome, have been observed in patients treated with Votubia (see section 4.8). Renal function of patients should be monitored particularly where patients have additional risk factors that may further impair renal function.

Laboratory tests and monitoring

Renal function

Elevations of serum creatinine, usually mild, and proteinuria have been reported in patients treated with Votubia (see section 4.8). Monitoring of renal function, including measurement of blood urea nitrogen (BUN), urinary protein or serum creatinine, is recommended prior to the start of Votubia therapy and periodically thereafter.

Blood glucose

Hyperglycaemia has been reported in patients taking Votubia (see section 4.8). Monitoring of fasting serum glucose is recommended prior to the start of Votubia therapy and periodically thereafter. More frequent monitoring is recommended when Votubia is co-administered with other medicinal products that may induce hyperglycaemia. When possible optimal glycaemic control should be achieved before starting a patient on Votubia.

Blood lipids

Dyslipidaemia (including hypercholesterolaemia and hypertriglyceridaemia) has been reported in patients taking Votubia. Monitoring of blood cholesterol and triglycerides prior to the start of Votubia therapy and periodically thereafter, as well as management with appropriate medical therapy, is also recommended.

Haematological parameters

Decreased haemoglobin, lymphocytes, neutrophils and platelets have been reported in patients treated with Votubia (see section 4.8). Monitoring of complete blood count is recommended prior to the start of Votubia therapy and periodically thereafter.

Interactions

Co-administration with inhibitors and inducers of CYP3A4 and/or the multidrug efflux pump P-glycoprotein (PgP) should be avoided. If co-administration of a **moderate** CYP3A4 and/or PgP inhibitor or inducer cannot be avoided, dose adjustments of Votubia may be required (see section 4.5).

Concomitant treatment with **potent** CYP3A4 inhibitors result in dramatically increased blood concentrations of everolimus (see section 4.5). There are currently not sufficient data to allow dosing recommendations in this situation. Hence, concomitant treatment of Votubia and **potent** inhibitors is not recommended.

Caution should be exercised when Votubia is taken in combination with orally administered CYP3A4 substrates with a narrow therapeutic index due to the potential for drug interactions. If Votubia is taken with orally administered CYP3A4 substrates with a narrow therapeutic index (e.g. pimozide, terfenadine, astemizole, cisapride, quinidine, ergot alkaloid derivatives or carbamazepine), the patient should be monitored for undesirable effects described in the product information of the orally administered CYP3A4 substrate (see section 4.5).

Hepatic impairment

Votubia is not recommended for use in patients:

- **≥18 years of age** and concomitant severe hepatic impairment (Child-Pugh C) unless the potential benefit outweighs the risk (see sections 4.2 and 5.2).
- **<18 years of age with SEGA** and concomitant hepatic impairment (Child-Pugh A, B and C) (see sections 4.2 and 5.2).

Vaccinations

The use of live vaccines should be avoided during treatment with Votubia (see section 4.5). For paediatric patients with SEGA who do not require immediate treatment, completion of the recommended childhood series of live virus vaccinations is advised prior to the start of therapy according to local treatment guidelines.

Wound healing complications

Impaired wound healing is a class effect of rapamycin derivatives, including Votubia. Caution should therefore be exercised with the use of Votubia in the peri-surgical period.

Lactose

Patients with rare hereditary problems of galactose intolerance, total lactase deficiency or glucose-galactose malabsorption should not take this medicinal product.

4.5 Interaction with other medicinal products and other forms of interaction

Everolimus is a substrate of CYP3A4, and also a substrate and moderate inhibitor of PgP. Therefore, absorption and subsequent elimination of everolimus may be influenced by products that affect CYP3A4 and/or PgP. *In vitro*, everolimus is a competitive inhibitor of CYP3A4 and a mixed inhibitor of CYP2D6.

Known and theoretical interactions with selected inhibitors and inducers of CYP3A4 and PgP are listed in Table 2 below.

CYP3A4 and PgP inhibitors increasing everolimus concentrations

Substances that are inhibitors of CYP3A4 or PgP may increase everolimus blood concentrations by decreasing metabolism or the efflux of everolimus from intestinal cells.

CYP3A4 and PgP inducers decreasing everolimus concentrations

Substances that are inducers of CYP3A4 or PgP may decrease everolimus blood concentrations by increasing metabolism or the efflux of everolimus from intestinal cells.

Table 2 Effects of other active substances on everolimus

Active substance by interaction	Interaction – Change in Everolimus AUC/C _{max} Geometric mean ratio (observed range)	Recommendations concerning co-administration
<i>Potent CYP3A4/PgP inhibitors</i>		
Ketoconazole	AUC ↑15.3-fold (range 11.2-22.5) C _{max} ↑4.1-fold (range 2.6-7.0)	Concomitant treatment of Votubia and potent inhibitors is not recommended.
Itraconazole, posaconazole, voriconazole	Not studied. Large increase in everolimus concentration is expected.	
Telithromycin, clarithromycin		
Nefazodone		
Ritonavir, atazanavir, saquinavir, darunavir, indinavir, nelfinavir		

Moderate CYP3A4/PgP inhibitors		
Erythromycin	AUC ↑4.4-fold (range 2.0-12.6) C _{max} ↑2.0-fold (range 0.9-3.5)	<p>Use caution when co-administration of moderate CYP3A4 inhibitors or PgP inhibitors cannot be avoided.</p> <p><i>For patients with renal angiomyolipoma associated with TSC:</i></p> <p>If patients require co-administration of a moderate CYP3A4 or PgP inhibitor, dose reduction to 5 mg or 2.5 mg daily may be considered. However, there are no clinical data with this dose adjustment. Due to between subject variability the recommended dose adjustments may not be optimal in all individuals, therefore close monitoring of side effects is recommended. If the moderate inhibitor is discontinued, consider a washout period of at least 2 to 3 days (average elimination time for most commonly used moderate inhibitors) before the Votubia dose is returned to the dose used prior to initiation of the co-administration (see also Therapeutic drug monitoring in section 4.2).</p> <p><i>For patients with SEGA associated with TSC:</i></p> <p>If patients require co-administration of a moderate CYP3A4 or PgP inhibitor, reduce the daily dose by approximately 50%. Further dose reduction may be required to manage adverse reactions (see sections 4.2 and 4.4). Everolimus trough concentrations should be assessed at least 1 week after the addition of a moderate CYP3A4 or PgP inhibitor. If the moderate inhibitor is discontinued, consider a washout period of at least 2 to 3 days (average elimination time for most commonly used moderate inhibitors) before the Votubia dose is returned to the dose used prior to initiation of the co-administration. The everolimus trough concentration should be assessed at least 1 week later (see sections 4.2 and 4.4).</p>
Imatinib	AUC ↑ 3.7-fold C _{max} ↑ 2.2-fold	
Verapamil	AUC ↑3.5-fold (range 2.2-6.3) C _{max} ↑2.3-fold (range 1.3-3.8)	
Ciclosporin oral	AUC ↑2.7-fold (range 1.5-4.7) C _{max} ↑1.8-fold (range 1.3-2.6)	
Fluconazole	Not studied. Increased exposure expected.	
Diltiazem		
Dronedarone	Not studied. Increased exposure expected.	
Amprenavir, fosamprenavir	Not studied. Increased exposure expected.	
Grapefruit juice or other food affecting CYP3A4/PgP	Not studied. Increased exposure expected (the effect varies widely).	Combination should be avoided.

Potent and moderate CYP3A4 inducers		
Rifampicin	AUC ↓63% (range 0-80%) C _{max} ↓58% (range 10-70%)	Avoid the use of concomitant potent CYP3A4 inducers. <i>For patients with renal angiomyolipoma associated with TSC:</i>
Dexamethasone	Not studied. Decreased exposure expected.	If patients require co-administration of a potent CYP3A4 inducer, a Votubia dose increase from 10 mg daily up to 20 mg daily should be considered using 5 mg increments or less applied on Day 4 and 8 following start of the inducer. This dose of Votubia is predicted to adjust the AUC to the range observed without inducers. However, there are no clinical data with this dose adjustment. If treatment with the inducer is discontinued, consider a washout period of at least 3 to 5 days (reasonable time for significant enzyme de-induction) before the Votubia dose is returned to the dose used prior to initiation of the co-administration (see also Therapeutic drug monitoring in section 4.2). <i>For patients with SEGA associated with TSC:</i> Patients receiving concomitant potent CYP3A4 inducers may require an increased Votubia dose to achieve the same exposure as patients not taking potent inducers. Dosing should be titrated to attain trough concentrations of 5 to 15 ng/ml. If concentrations are below 5 ng/ml, the daily dose may be increased by 2.5 mg every 2 weeks, checking the trough level and assessing tolerability before increasing the dose. The addition of another concomitant strong CYP3A4 inducer may not require additional dose adjustment. Assess the everolimus trough level 2 weeks after initiating the additional inducer. Adjust the dose by increments of 2.5 mg as necessary to maintain the target trough concentration. Discontinuation of one of multiple strong CYP3A4 inducers may not
Antiepileptics (e.g. carbamazepine, phenobarbital, phenytoin)	Not studied. Decreased exposure expected.	
Efavirenz, nevirapine	Not studied. Decreased exposure expected.	

		require additional dose adjustment. Assess the everolimus trough level 2 weeks after discontinuation of one of multiple strong CYP3A4 inducers. If all potent inducers are discontinued, consider a washout period of at least 3 to 5 days (reasonable time for significant enzyme de-induction) before the Votubia dose is returned to the dose used prior to initiation of the co-administration. The everolimus trough concentrations should be assessed 2 to 4 weeks later since the natural degradation time of the induced enzymes has to be taken into account (see sections 4.2 and 4.4).
St John's Wort <i>(Hypericum perforatum)</i>	Not studied. Large decrease in exposure expected.	Preparations containing St John's Wort should not be used during treatment with everolimus

Agents whose plasma concentration may be altered by everolimus

Based on *in vitro* results, the systemic concentrations obtained after oral daily doses of 10 mg make inhibition of Pgp, CYP3A4 and CYP2D6 unlikely. However, inhibition of CYP3A4 and Pgp in the gut cannot be excluded. An interaction study in healthy subjects demonstrated that co-administration of an oral dose of midazolam, a sensitive CYP3A substrate probe, with everolimus resulted in a 25% increase in midazolam C_{max} and a 30% increase in midazolam $AUC_{(0-inf)}$. The effect is likely to be due to inhibition of intestinal CYP3A4 by everolimus. Hence everolimus may affect the bioavailability of orally co-administered CYP3A4 substrates. However, a clinically relevant effect on the exposure of systemically administered CYP3A4 substrates is not expected (see section 4.4).

In EXIST-3 (Study CRAD001M2304), everolimus increased pre-dose concentrations of the antiepileptics carbamazepine, clobazam, and the clobazam metabolite N-desmethylclobazam by about 10%. The increase in the pre-dose concentrations of these antiepileptics may not be clinically significant but dose adjustments for antiepileptics with a narrow therapeutic index, e.g carbamazepine, may be considered. Everolimus had no impact on pre-dose concentrations of antiepileptics that are substrates of CYP3A4 (clonazepam, diazepam, felbamate and zonisamide).

Concomitant use of angiotensin-converting enzyme (ACE) inhibitors

Patients taking concomitant ACE inhibitor (e.g. ramipril) therapy may be at increased risk for angioedema (see section 4.4).

Vaccinations

The immune response to vaccination may be affected and, therefore, vaccination may be less effective during treatment with Votubia. The use of live vaccines should be avoided during treatment with Votubia. Examples of live vaccines are: intranasal influenza, measles, mumps, rubella, oral polio, BCG (Bacillus Calmette-Guérin), yellow fever, varicella, and TY21a typhoid vaccines.

4.6 Fertility, pregnancy and lactation

Women of childbearing potential/Contraception in males and females

Women of childbearing potential must use a highly effective method of contraception (e.g. oral, injected, or implanted non-oestrogen-containing hormonal method of birth control, progesterone-based contraceptives, hysterectomy, tubal ligation, complete abstinence, barrier methods, intrauterine device [IUD], and/or female/male sterilisation) while receiving everolimus, and for up to 8 weeks after ending treatment.

Male patients should not be prohibited from attempting to father children.

Pregnancy

There are no adequate data from the use of everolimus in pregnant women. Studies in animals have shown reproductive toxicity effects including embryotoxicity and foetotoxicity (see section 5.3). The potential risk for humans is unknown.

Everolimus is not recommended during pregnancy and in women of childbearing potential not using contraception.

Breast-feeding

It is not known whether everolimus is excreted in human breast milk. However, in rats, everolimus and/or its metabolites readily pass into the milk (see section 5.3). Therefore, women taking everolimus should not breast-feed during treatment and for 2 weeks after the last dose.

Fertility

The potential for everolimus to cause infertility in male and female patients is unknown, however secondary amenorrhoea and associated luteinising hormone (LH)/follicle stimulating hormone (FSH) imbalance has been observed in female patients (see also section 5.3 for preclinical observations on the male and female reproductive systems). Based on non-clinical findings, male and female fertility may be compromised by treatment with everolimus (see section 5.3).

4.7 Effects on ability to drive and use machines

Votubia may have a minor or moderate influence on the ability to drive and use machines. Patients should be advised to be cautious when driving or using machines if they experience fatigue during treatment with Votubia.

4.8 Undesirable effects

Summary of the safety profile

Three randomised, double-blind, placebo-controlled pivotal phase III studies, including double-blind and open label treatment periods, and a non-randomised, open-label, single-arm phase II study contribute to the safety profile of Votubia (n=612, including 409 patients <18 years of age; median duration of exposure 27.4 months [range 0.5 to 83.2]).

- EXIST-3 (CRAD001M2304): This was a randomised, double-blind, controlled, phase III trial comparing adjunctive treatment of low and high everolimus exposure (low trough [LT] range of 3-7 ng/ml [n=117] and high trough [HT] range of 9-15 ng/ml [n=130]) versus placebo (n=119), in patients with TSC and refractory partial-onset seizures receiving 1 to 3 antiepileptics. The median duration of the double-blind period was 18 weeks. The cumulative median duration exposure to Votubia (361 patients who took at least one dose of everolimus) was 20.8 months (range 0.5 to 37.9).
- EXIST-2 (CRAD001M2302): This was a randomised, double-blind, controlled, phase III trial of everolimus (n=79) versus placebo (n=39) in patients with either TSC plus renal angiomyolipoma (n=113) or sporadic lymphangiomyomatosis (LAM) plus renal angiomyolipoma (n=5). The median duration of blinded study treatment was 48.1 weeks (range 2 to 115) for patients receiving Votubia and 45.0 weeks (range 9 to 115) for those receiving placebo. The cumulative median duration of exposure to Votubia (112 patients who took at least one dose of everolimus) was 46.9 months (range 0.5 to 63.9).
- EXIST-1 (CRAD001M2301): This was a randomised, double-blind, controlled, phase III trial of everolimus (n=78) versus placebo (n=39) in patients with TSC who have SEGA, irrespective of age. The median duration of blinded study treatment was 52.2 weeks (range 24 to 89) for patients receiving Votubia and 46.6 weeks (range 14 to 88) for those receiving placebo. The cumulative median duration of exposure to Votubia (111 patients who took at least one dose of everolimus) was 47.1 months (range 1.9 to 58.3).
- CRAD001C2485: This was a prospective, open-label, single-arm phase II study of everolimus in patients with SEGA (n=28). The median duration of exposure was 67.8 months (range 4.7 to 83.2).

The adverse events considered to be associated with the use of Votubia (adverse reactions), based upon the review and medical assessment of all adverse events reported in the above studies, are described below.

The most frequent adverse reactions (incidence $\geq 1/10$) from the pooled safety data are (in decreasing order): stomatitis, nasopharyngitis, pyrexia, diarrhoea, upper respiratory tract infection, vomiting, cough, headache, rash, amenorrhoea, acne, menstruation irregular, pneumonia, sinusitis, urinary tract infection, pharyngitis, decreased appetite, fatigue and hypercholesterolaemia.

The most frequent grade 3-4 adverse reactions (incidence $\geq 1\%$) were pneumonia, stomatitis, amenorrhoea, neutropenia, pyrexia, menstruation irregular, cellulitis, and hypophosphataemia. The grades follow CTCAE Version 3.0 and 4.03.

Tabulated list of adverse reactions

Table 3 shows the incidence of adverse reactions based on pooled data of patients receiving everolimus in the three TSC studies (including both the double-blind and open-label extension phase, where applicable). Adverse reactions are listed according to MedDRA system organ class. Frequency categories are defined using the following convention: very common ($\geq 1/10$); common ($\geq 1/100$ to $< 1/10$); uncommon ($\geq 1/1,000$ to $< 1/100$); rare ($\geq 1/10,000$ to $< 1/1,000$); very rare ($< 1/10,000$); not known (cannot be estimated from the available data). Within each frequency grouping, adverse reactions are presented in order of decreasing seriousness.

Table 3 Adverse reactions reported in TSC studies

Infections and infestations	
Very common	Nasopharyngitis, upper respiratory tract infection, pneumonia ^a , sinusitis, urinary tract infection, pharyngitis
Common	Otitis media, cellulitis, pharyngitis streptococcal, gastroenteritis viral, gingivitis
Uncommon	Herpes zoster, sepsis, bronchitis viral
Blood and lymphatic system disorders	
Common	Anaemia, neutropenia, leucopenia, thrombocytopenia, lymphopenia
Immune system disorders	
Common	Hypersensitivity
Metabolism and nutrition disorders	
Very common	Decreased appetite, hypercholesterolaemia
Common	Hypertriglyceridaemia, hyperlipidaemia, hypophosphataemia, hyperglycaemia
Psychiatric disorders	
Common	Insomnia, aggression, irritability
Nervous system disorders	
Very common	Headache
Uncommon	Dysgeusia
Vascular disorders	
Common	Hypertension, lymphoedema
Respiratory, thoracic and mediastinal disorders	
Very common	Cough
Common	Epistaxis, pneumonitis
Gastrointestinal disorders	
Very common	Stomatitis ^b , diarrhoea, vomiting
Common	Constipation, nausea, abdominal pain, flatulence, oral pain, gastritis
Skin and subcutaneous tissue disorders	
Very common	Rash ^c , acne
Common	Dry skin, acneiform dermatitis, pruritus, alopecia
Uncommon	Angioedema
Musculoskeletal and connective tissue disorders	
Uncommon	Rhabdomyolysis
Renal and urinary disorders	
Common	Proteinuria
Reproductive system and breast disorders	
Very common	Amenorrhoea ^d , menstruation irregular ^d
Common	Menorrhagia, ovarian cyst, vaginal haemorrhage
Uncommon	Menstruation delayed ^d

General disorders and administration site conditions	
Very common	Pyrexia, fatigue
Investigations	
Common	Blood lactate dehydrogenase increased, blood luteinising hormone increased, weight decreased
Uncommon	Blood follicle stimulating hormone increased
^a	Includes pneumocystis jirovecii (carinii) pneumonia (PJP, PCP)
^b	Includes (very common) stomatitis, mouth ulceration, aphthous ulcer; (common) tongue ulceration, lip ulceration and (uncommon) gingival pain, glossitis
^c	Includes (very common) rash; (common) rash erythematous and (uncommon) rash generalised, erythema, rash maculo-papular, rash macular
^d	Frequency based upon number of women from 10 to 55 years of age while on treatment in the pooled data

Description of selected adverse reactions

In clinical studies, everolimus has been associated with serious cases of hepatitis B reactivation, including fatal outcome. Reactivation of infection is an expected reaction during periods of immunosuppression.

In clinical studies and post-marketing spontaneous reports, everolimus has been associated with renal failure events (including fatal outcome), proteinuria and increased serum creatinine. Monitoring of renal function is recommended (see section 4.4).

In clinical studies, everolimus has been associated with haemorrhage events. On rare occasions, fatal outcomes were observed in the oncology setting (see section 4.4). No serious cases of renal haemorrhage were reported in the TSC setting.

In clinical studies and post-marketing spontaneous reports, everolimus has been associated with cases of pneumocystis jirovecii (carinii) pneumonia (PJP, PCP), some with fatal outcome (see section 4.4).

Additional adverse reactions of relevance observed in oncology clinical studies and post-marketing spontaneous reports, were cardiac failure, pulmonary embolism, deep vein thrombosis, impaired wound healing and hyperglycaemia.

In clinical trials and post-marketing spontaneous reports, angioedema has been reported with and without concomitant use of ACE inhibitors (see section 4.4).

Paediatric population

In the pivotal phase II study, 22 of the 28 SEGA patients studied were below the age of 18 years and in the pivotal phase III study, 101 of the 117 SEGA patients studied were below the age of 18 years. In the pivotal phase III study in patients with TSC and refractory seizures, 299 of the 366 patients studied were below the age of 18 years. The overall type, frequency and severity of adverse reactions observed in children and adolescents have been generally consistent with those observed in adults, with the exception of infections which were reported at a higher frequency and severity in children below the age of 6 years. A total of 46 out of 137 patients (34%) aged <6 years had Grade 3/4 infections, compared to 49 out of 272 patients (18%) aged 6 to <18 years and 24 out of 203 patients (12%) aged ≥18 years. Two fatal cases due to infection were reported in 409 patients aged <18 years receiving everolimus.

Elderly

In the oncology safety pooling, 37% of the patients treated with everolimus were ≥ 65 years of age. The number of oncology patients with an adverse reaction leading to discontinuation of everolimus was higher in patients ≥ 65 years of age (20% versus 13%). The most common adverse reactions leading to discontinuation were pneumonitis (including interstitial lung disease), fatigue, dyspnoea, and stomatitis.

Reporting of suspected adverse reactions

Reporting suspected adverse reactions after authorisation of the medicinal product is important. It allows continued monitoring of the benefit/risk balance of the medicinal product. Healthcare professionals are asked to report any suspected adverse reactions via the national reporting system listed in [Appendix V](#).

4.9 Overdose

Reported experience with overdose in humans is very limited. Single doses of up to 70 mg have been given with acceptable acute tolerability in the adult population.

It is essential to assess everolimus blood levels in cases of suspected overdose. General supportive measures should be initiated in all cases of overdose. Everolimus is not considered dialysable to any relevant degree (less than 10% was removed within 6 hours of haemodialysis).

Paediatric population

A limited number of paediatric patients have been exposed to doses higher than 10 mg/m²/day. No signs of acute toxicity have been reported in these cases.

5. PHARMACOLOGICAL PROPERTIES

5.1 Pharmacodynamic properties

Pharmacotherapeutic group: Antineoplastic agents, other antineoplastic agents, protein kinase inhibitors, ATC code: L01XE10

Mechanism of action

Everolimus is a selective mTOR (mammalian target of rapamycin) inhibitor. mTOR is a key serine-threonine kinase, the activity of which is known to be upregulated in a number of human cancers. Everolimus binds to the intracellular protein FKBP-12, forming a complex that inhibits mTOR complex-1 (mTORC1) activity. Inhibition of the mTORC1 signalling pathway interferes with the translation and synthesis of proteins by reducing the activity of S6 ribosomal protein kinase (S6K1) and eukaryotic elongation factor 4E-binding protein (4EBP-1) that regulate proteins involved in the cell cycle, angiogenesis and glycolysis. Everolimus can reduce levels of vascular endothelial growth factor (VEGF). In patients with TSC, treatment with everolimus increases VEGF-A and decreases VEGF-D levels. Everolimus is a potent inhibitor of the growth and proliferation of tumour cells, endothelial cells, fibroblasts and blood-vessel-associated smooth muscle cells and has been shown to reduce glycolysis in solid tumours *in vitro* and *in vivo*.

Two primary regulators of mTORC1 signalling are the oncogene suppressors tuberin-sclerosis complexes 1 & 2 (TSC1, TSC2). Loss of either TSC1 or TSC2 leads to elevated rheb-GTP levels, a ras family GTPase, which interacts with the mTORC1 complex to cause its activation. mTORC1 activation leads to a downstream kinase signalling cascade, including activation of the S6 kinases. In tuberous sclerosis complex syndrome, inactivating mutations in the TSC1 or the TSC2 gene lead to hamartoma formation throughout the body.

Clinical efficacy and safety

Renal angiomyolipoma associated with TSC

EXIST-2 (study CRAD001M2302), a randomised, controlled phase III study was conducted to evaluate the efficacy and safety of Votubia in patients with TSC plus renal angiomyolipoma. Presence of at least one angiomyolipoma ≥ 3 cm in longest diameter using CT/MRI (based on local radiology assessment) was required for entry.

The primary efficacy endpoint was angiomyolipoma response rate based on independent central radiology review. The analysis was stratified by use of enzyme-inducing antiepileptics at randomisation (yes/no).

Key secondary endpoints included time to angiomyolipoma progression and skin lesion response rate.

A total of 118 patients were randomised, 79 to Votubia 10 mg daily and 39 to placebo. Median age was 31 years (range: 18 to 61 years; 46.6% were <30 years at enrolment), 33.9% were male, and 89.0% were Caucasian. Of the enrolled patients, 83.1% had angiomyolipomas ≥ 4 cm (28.8% ≥ 8 cm), 78.0% had bilateral angiomyolipomas, and 39.0% had undergone prior renal embolisation/nephrectomy; 96.6% had skin lesions at baseline and 44.1% had target SEGAs (at least one SEGA ≥ 1 cm in longest diameter).

Results showed that the primary objective related to best overall angiomyolipoma response was met with best overall response rates of 41.8% (95% CI: 30.8, 53.4) for the Votubia arm compared with 0% (95% CI: 0.0, 9.0) for the placebo arm ($p < 0.0001$) (Table 4).

Patients initially treated with placebo were allowed to cross over to everolimus at the time of angiomyolipoma progression and upon recognition that treatment with everolimus was superior to treatment with placebo. At the time of the final analysis (4 years following the last patient randomisation), the median duration of exposure to everolimus was 204.1 weeks (range 2 to 278). The angiomyolipoma best overall response rate had increased to 58.0% (95% CI: 48.3, 67.3), with a rate of stable disease of 30.4% (Table 4).

Among patients treated with everolimus during the study, no cases of angiomyolipoma-related nephrectomy and only one case of renal embolisation were reported.

Table 4 **EXIST-2 - Angiomyolipoma response**

	Primary analysis ³			Final analysis ⁴
	Votubia n=79	Placebo n=39	p-value	Votubia n=112
Primary analysis				
Angiomyolipoma response rate ^{1,2} – %	41.8	0	<0.0001	58.0
95% CI	30.8, 53.4	0.0, 9.0		48.3, 67.3
Best overall angiomyolipoma response – %				
Response	41.8	0		58.0
Stable disease	40.5	79.5		30.4
Progression	1.3	5.1		0.9
Not evaluable	16.5	15.4		10.7
¹	According to independent central radiology review			
²	Angiomyolipoma responses were confirmed with a repeat scan. Response was defined as: $\geq 50\%$ reduction in the sum of angiomyolipoma volume relative to baseline, plus absence of new angiomyolipoma ≥ 1.0 cm in longest diameter, plus no increase in renal volume $>20\%$ from nadir, plus absence of grade ≥ 2 angiomyolipoma-related bleeding.			
³	Primary analysis for double blind period			
⁴	Final analysis includes patients who crossed over from the placebo group; median duration of exposure to everolimus of 204.1 weeks			

Consistent treatment effects on angiomyolipoma response rate were observed across all subgroups evaluated (i.e. enzyme-inducing antiepileptic use versus enzyme-inducing antiepileptic non-use, sex, age and race) at the primary efficacy analysis.

In the final analysis, reduction in angiomyolipoma volume improved with longer term treatment with *Votubia*. At weeks 12, 96 and 192, $\geq 30\%$ reductions in volume were observed in 75.0%, 80.6%, and 85.2% of the treated patients, respectively. Similarly, at the same timepoints, $\geq 50\%$ reductions in volume were observed in 44.2%, 63.3%, and 68.9% of the treated patients, respectively.

Median time to angiomyolipoma progression was 11.4 months in the placebo arm and was not reached in the everolimus arm (HR 0.08; 95% CI: 0.02, 0.37; $p < 0.0001$). Progressions were observed in 3.8% of patients in the everolimus arm compared with 20.5% in the placebo arm. Estimated progression-free rates at 6 months were 98.4% for the everolimus arm and 83.4% for the placebo arm. At the final analysis, median time to angiomyolipoma progression was not reached. Angiomyolipoma progressions were observed in 14.3% of the patients. The estimated angiomyolipoma progression-free rates at 24 months and 48 months were 91.6% and 83.1%, respectively.

At the primary analysis, skin lesion response rates of 26.0% (95% CI: 16.6, 37.2) for the Votubia arm and 0% (95% CI: 0.0, 9.5) for the placebo arm were observed (p=0.0002). At the final analysis, the skin lesion response rate had increased to 68.2% (95% CI: 58.5, 76.9), with one patient reporting a confirmed complete clinical skin lesion response and no patients experiencing progressive disease as their best response.

In an exploratory analysis of patients with TSC with angiomyolipoma who also had SEGA, the SEGA response rate (proportion of patients with $\geq 50\%$ reduction from baseline in target lesion volumes in the absence of progression) was 10.3% in the everolimus arm in the primary analysis (versus no responses reported in the 13 patients randomised to placebo with a SEGA lesion at baseline) and increased to 48.0% in the final analysis.

Post-hoc sub-group analysis of EXIST-2 (study CRAD001M2302) carried out at time of primary analysis demonstrated that angiomyolipoma response rate is reduced below the threshold of 5 ng/ml (Table 5).

Table 5 EXIST-2 - Angiomyolipoma response rates by time-averaged C_{\min} category, at primary analysis

Time-averaged C_{\min} category	Number of patients	Response rate	95% confidence interval
≤ 5 ng/ml	20	0.300	0.099, 0.501
> 5 ng/ml	42	0.524	0.373, 0.675
Difference ¹		-0.224	-0.475, 0.027

¹ Difference is " ≤ 5 ng/ml" minus " > 5 ng/ml"

SEGA associated with TSC

Phase III study in SEGA patients

EXIST-1 (Study CRAD001M2301), a randomised, double-blind, multicentre phase III study of Votubia versus placebo, was conducted in patients with SEGA, irrespective of age. Patients were randomised in a 2:1 ratio to receive either Votubia or matching placebo. Presence of at least one SEGA lesion ≥ 1.0 cm in longest diameter using MRI (based on local radiology assessment) was required for entry. In addition, serial radiological evidence of SEGA growth, presence of a new SEGA lesion ≥ 1 cm in longest diameter, or new or worsening hydrocephalus was required for entry.

The primary efficacy endpoint was SEGA response rate based on independent central radiology review. The analysis was stratified by use of enzyme-inducing antiepileptics at randomisation (yes/no).

Key secondary endpoints in hierarchical order of testing included the absolute change in frequency of total seizure events per 24-hour EEG from baseline to week 24, time to SEGA progression, and skin lesion response rate.

A total of 117 patients were randomised, 78 to Votubia and 39 to placebo. The two treatment arms were generally well balanced with respect to demographic and baseline disease characteristics and history of prior anti-SEGA therapies. In the total population, 57.3% of patients were male and 93.2% were Caucasian. The median age for the total population was 9.5 years (age range for the Votubia arm: 1.0 to 23.9; age range for the placebo arm: 0.8 to 26.6), 69.2% of the patients were aged 3 to < 18 years and 17.1% were < 3 years at enrolment.

Of the enrolled patients, 79.5% had bilateral SEGAs, 42.7% had ≥ 2 target SEGA lesions, 25.6% had inferior growth, 9.4% had evidence of deep parenchymal invasion, 6.8% had radiographic evidence of hydrocephalus, and 6.8% had undergone prior SEGA-related surgery. 94.0% had skin lesions at baseline and 37.6% had target renal angiomyolipoma lesions (at least one angiomyolipoma ≥ 1 cm in longest diameter).

The median duration of blinded study treatment was 9.6 months (range: 5.5 to 18.1) for patients receiving Votubia and 8.3 months (range: 3.2 to 18.3) for those receiving placebo.

Results showed that Votubia was superior to placebo for the primary endpoint of best overall SEGA response ($p < 0.0001$). Response rates were 34.6% (95% CI: 24.2, 46.2) for the Votubia arm compared with 0% (95% CI: 0.0, 9.0) for the placebo arm (Table 6). In addition, all 8 patients on the Votubia arm who had radiographic evidence of hydrocephalus at baseline had a decrease in ventricular volume.

Patients initially treated with placebo were allowed to cross over to everolimus at the time of SEGA progression and upon recognition that treatment with everolimus was superior to treatment with placebo. All patients receiving at least one dose of everolimus were followed until drug discontinuation or study completion. At the time of the final analysis, the median duration of exposure among all such patients was 204.9 weeks (range: 8.1 to 253.7). The best overall SEGA response rate had increased to 57.7% (95% CI: 47.9, 67.0) at the final analysis.

No patient required surgical intervention for SEGA during the entire course of the study.

Table 6 **EXIST-1 – SEGA response**

	Primary analysis ³			Final analysis ⁴
	Votubia N=78	Placebo N=39	p-value	Votubia N=111
SEGA response rate ^{1,2} - (%)	34.6	0	<0.0001	57.7
95% CI	24.2, 46.2	0.0, 9.0		47.9, 67.0
Best overall SEGA response - (%)				
Response	34.6	0		57.7
Stable disease	62.8	92.3		39.6
Progression	0	7.7		0
Not evaluable	2.6	0		2.7

¹ according to independent central radiology review

² SEGA responses were confirmed with a repeat scan. Response was defined as: $\geq 50\%$ reduction in the sum of SEGA volume relative to baseline, plus no unequivocal worsening of non-target SEGA lesions, plus absence of new SEGA ≥ 1 cm in longest diameter, plus no new or worsening hydrocephalus

³ Primary analysis for double blind period

⁴ Final analysis includes patients who crossed over from the placebo group; median duration of exposure to everolimus of 204.9 weeks

Consistent treatment effects were observed across all subgroups evaluated (i.e. enzyme-inducing antiepileptic use versus enzyme-inducing antiepileptic non-use, sex and age) at the primary analysis.

During the double-blind period, reduction of SEGA volume was evident within the initial 12 weeks of Votubia treatment: 29.7% (22/74) of patients had $\geq 50\%$ reductions in volume and 73.0% (54/74) had $\geq 30\%$ reductions in volume. Sustained reductions were evident at week 24, 41.9% (31/74) of patients had $\geq 50\%$ reductions and 78.4% (58/74) of patients had $\geq 30\%$ reductions in SEGA volume.

In the everolimus treated population (N=111) of the study, including patients who crossed over from the placebo group, tumour response, starting as early as after 12 weeks on everolimus, was sustained at later time points. The proportion of patients achieving at least 50% reductions in SEGA volume was 45.9% (45/98) and 62.1% (41/66) at weeks 96 and 192 after start of everolimus treatment. Similarly, the proportion of patients achieving at least 30% reductions in SEGA volume was 71.4% (70/98) and 77.3% (51/66) at weeks 96 and 192 after start of everolimus treatment.

Analysis of the first key secondary endpoint, change in seizure frequency, was inconclusive; thus, despite the fact that positive results were observed for the two subsequent secondary endpoints (time to SEGA progression and skin lesion response rate), they could not be declared formally statistically significant.

Median time to SEGA progression based on central radiology review was not reached in either treatment arm. Progressions were only observed in the placebo arm (15.4%; p=0.0002). Estimated progression-free rates at 6 months were 100% for the Votubia arm and 85.7% for the placebo arm. The long-term follow-up of patients randomised to everolimus and patients randomised to placebo who thereafter crossed over to everolimus demonstrated durable responses.

At the time of the primary analysis, Votubia demonstrated clinically meaningful improvements in skin lesion response (p=0.0004), with response rates of 41.7% (95% CI: 30.2, 53.9) for the Votubia arm and 10.5% (95% CI: 2.9, 24.8) for the placebo arm. At the final analysis, the skin lesion response rate increased to 58.1% (95% CI: 48.1, 67.7).

Phase II study in patients with SEGA

A prospective, open-label, single-arm phase II study (Study CRAD001C2485) was conducted to evaluate the safety and efficacy of Votubia in patients with SEGA. Radiological evidence of serial SEGA growth was required for entry.

Change in SEGA volume during the core 6-month treatment phase, as assessed via an independent central radiology review, was the primary efficacy endpoint. After the core treatment phase, patients could be enrolled into an extension phase where SEGA volume was assessed every 6 months.

In total, 28 patients received treatment with Votubia; median age was 11 years (range 3 to 34), 61% male, 86% Caucasian. Thirteen patients (46%) had a secondary smaller SEGA, including 12 in the contralateral ventricle.

Primary SEGA volume was reduced at month 6 compared to baseline ($p < 0.001$ [see Table 7]). No patient developed new lesions, worsening hydrocephalus or increased intracranial pressure, and none required surgical resection or other therapy for SEGA.

Table 7 Change in primary SEGA volume over time

SEGA volume (cm ³)	Independent central review						
	Baseline n=28	Month 6 n=27	Month 12 n=26	Month 24 n=24	Month 36 n=23	Month 48 n=24	Month 60 n=23
Primary tumour volume							
Mean (standard deviation)	2.45 (2.813)	1.33 (1.497)	1.26 (1.526)	1.19 (1.042)	1.26 (1.298)	1.16 (0.961)	1.24 (0.959)
Median	1.74	0.93	0.84	0.94	1.12	1.02	1.17
Range	0.49 - 14.23	0.31 - 7.98	0.29 - 8.18	0.20 - 4.63	0.22 - 6.52	0.18 - 4.19	0.21 - 4.39
Reduction from baseline							
Mean (standard deviation)		1.19 (1.433)	1.07 (1.276)	1.25 (1.994)	1.41 (1.814)	1.43 (2.267)	1.44 (2.230)
Median		0.83	0.85	0.71	0.71	0.83	0.50
Range		0.06 - 6.25	0.02 - 6.05	-0.55 - 9.60	0.15 - 7.71	0.00 - 10.96	-0.74 - 9.84
Percentage reduction from baseline, n (%)							
≥50%		9 (33.3)	9 (34.6)	12 (50.0)	10 (43.5)	14 (58.3)	12 (52.2)
≥30%		21 (77.8)	20 (76.9)	19 (79.2)	18 (78.3)	19 (79.2)	14 (60.9)
>0%		27 (100.0)	26 (100.0)	23 (95.8)	23 (100.0)	23 (95.8)	21 (91.3)
No change		0	0	0	0	1 (4.2)	0
Increase		0	0	1 (4.2)	0	0	2 (8.7)

The robustness and consistency of the primary analysis were supported by the:

- change in primary SEGA volume as per local investigator assessment ($p < 0.001$), with 75.0% and 39.3% of patients experiencing reductions of $\geq 30\%$ and $\geq 50\%$, respectively
- change in total SEGA volume as per independent central review ($p < 0.001$) or local investigator assessment ($p < 0.001$).

One patient met the pre-specified criteria for treatment success ($>75\%$ reduction in SEGA volume) and was temporarily taken off trial therapy; however, SEGA re-growth was evident at the next assessment at 4.5 months and treatment was restarted.

Long-term follow-up to a median duration of 67.8 months (range: 4.7 to 83.2) demonstrated sustained efficacy.

Other studies

Stomatitis is the most commonly reported adverse reaction in patients treated with Votubia (see sections 4.4 and 4.8). In a post-marketing single-arm study in postmenopausal women with advanced breast cancer (N=92), topical treatment with dexamethasone 0.5 mg/5 ml alcohol-free oral solution was administered as a mouthwash (4 times daily for the initial 8 weeks of treatment) to patients at the time of initiating treatment with Afinitor (everolimus, 10 mg/day) plus exemestane (25 mg/day) to reduce the incidence and severity of stomatitis. The incidence of Grade ≥ 2

stomatitis at 8 weeks was 2.4% (n=2/85 evaluable patients) which was lower than historically reported. The incidence of Grade 1 stomatitis was 18.8% (n=16/85) and no cases of Grade 3 or 4 stomatitis were reported. The overall safety profile in this study was consistent with that established for everolimus in the oncology and TSC settings, with the exception of a slightly increased frequency of oral candidiasis which was reported in 2.2% (n=2/92) of patients.

Paediatric population

The European Medicines Agency has waived the obligation to submit the results of studies with Votubia in all subsets of the paediatric population in angiomyolipoma (see section 4.2 for information on paediatric use).

The European Medicines Agency has deferred the obligation to submit the results of studies with Votubia in one or more subsets of the paediatric population in refractory epilepsy associated with tuberous sclerosis complex (see section 4.2 for information on paediatric use).

5.2 Pharmacokinetic properties

Absorption

In patients with advanced solid tumours, peak everolimus concentrations (C_{max}) are reached at a median time of 1 hour after daily administration of 5 and 10 mg everolimus under fasting conditions or with a light fat-free snack. C_{max} is dose-proportional between 5 and 10 mg. Everolimus is a substrate and moderate inhibitor of PgP.

Food effect

In healthy subjects, high fat meals reduced systemic exposure to Votubia 10 mg tablets (as measured by AUC) by 22% and the peak blood concentration C_{max} by 54%. Light fat meals reduced AUC by 32% and C_{max} by 42%.

In healthy subjects taking a single 9 mg dose (3 x 3 mg) of Votubia dispersible tablets in suspension, high fat meals reduced AUC by 11.7% and the peak blood concentration C_{max} by 59.8%. Light fat meals reduced AUC by 29.5% and C_{max} by 50.2%.

Food, however, had no apparent effect on the post absorption phase concentration-time profile 24 hours post-dose of either dosage form.

Relative bioavailability/bioequivalence

In a relative bioavailability study, AUC_{0-inf} of 5 x 1 mg everolimus tablets when administered as suspension in water was equivalent to 5 x 1 mg everolimus tablets administered as intact tablets, and C_{max} of 5 x 1 mg everolimus tablets in suspension was 72% of 5 x 1 mg intact everolimus tablets.

In a bioequivalence study, AUC_{0-inf} of the 5 mg dispersible tablet when administered as suspension in water was equivalent to 5 x 1 mg intact everolimus tablets, and C_{max} of the 5 mg dispersible tablet in suspension was 64% of 5 x 1 mg intact everolimus tablets.

Distribution

The blood-to-plasma ratio of everolimus, which is concentration-dependent over the range of 5 to 5,000 ng/ml, is 17% to 73%. Approximately 20% of the everolimus concentration in whole blood is confined to plasma of cancer patients given Votubia 10 mg/day. Plasma protein binding is approximately 74% both in healthy subjects and in patients with moderate hepatic impairment. In patients with advanced solid tumours, V_d was 191 l for the apparent central compartment and 517 l for the apparent peripheral compartment.

Nonclinical studies in rats indicate:

- A rapid uptake of everolimus in the brain followed by a slow efflux.
- The radioactive metabolites of [3H]everolimus do not significantly cross the blood-brain barrier.
- A dose-dependent brain penetration of everolimus, which is consistent with the hypothesis of saturation of an efflux pump present in the brain capillary endothelial cells.
- The co-administration of the Pgp inhibitor, cyclosporine, enhances the exposure of everolimus in the brain cortex, which is consistent with the inhibition of Pgp at the blood-brain barrier.

There are no clinical data on the distribution of everolimus in the human brain. Non-clinical studies in rats demonstrated distribution into the brain following administration by both the intravenous and oral routes.

Biotransformation

Everolimus is a substrate of CYP3A4 and Pgp. Following oral administration, everolimus is the main circulating component in human blood. Six main metabolites of everolimus have been detected in human blood, including three monohydroxylated metabolites, two hydrolytic ring-opened products, and a phosphatidylcholine conjugate of everolimus. These metabolites were also identified in animal species used in toxicity studies, and showed approximately 100 times less activity than everolimus itself. Hence, everolimus is considered to contribute the majority of the overall pharmacological activity.

Elimination

Mean CL/F of everolimus after 10 mg daily dose in patients with advanced solid tumours was 24.5 l/h. The mean elimination half-life of everolimus is approximately 30 hours.

No specific excretion studies have been undertaken in cancer patients; however, data are available from the studies in transplant patients. Following the administration of a single dose of radiolabelled everolimus in conjunction with ciclosporin, 80% of the radioactivity was recovered from the faeces, while 5% was excreted in the urine. The parent substance was not detected in urine or faeces.

Steady-state pharmacokinetics

After administration of everolimus in patients with advanced solid tumours, steady-state $AUC_{0-\tau}$ was dose-proportional over the range of 5 to 10 mg daily dose. Steady-state was achieved within 2 weeks. C_{max} is dose-proportional between 5 and 10 mg. t_{max} occurs at 1 to 2 hours post-dose. There was a significant correlation between $AUC_{0-\tau}$ and pre-dose trough concentration at steady-state.

Special populations

Hepatic impairment

The safety, tolerability and pharmacokinetics of Votubia were evaluated in two single oral dose studies of Votubia tablets in 8 and 34 adult subjects with impaired hepatic function relative to subjects with normal hepatic function.

In the first study, the average AUC of everolimus in 8 subjects with moderate hepatic impairment (Child-Pugh B) was twice that found in 8 subjects with normal hepatic function.

In the second study of 34 subjects with different impaired hepatic function compared to normal subjects, there was a 1.6-fold, 3.3-fold and 3.6-fold increase in exposure (i.e. AUC_{0-inf}) for subjects with mild (Child-Pugh A), moderate (Child-Pugh B) and severe (Child-Pugh C) hepatic impairment, respectively.

Simulations of multiple dose pharmacokinetics support the dosing recommendations in subjects with hepatic impairment based on their Child-Pugh status.

Based on the results of the two studies, dose adjustment is recommended for patients with hepatic impairment (see sections 4.2 and 4.4).

Renal impairment

In a population pharmacokinetic analysis of 170 patients with advanced solid tumours, no significant influence of creatinine clearance (25-178 ml/min) was detected on CL/F of everolimus.

Post-transplant renal impairment (creatinine clearance range 11-107 ml/min) did not affect the pharmacokinetics of everolimus in transplant patients.

Paediatric population

In patients with SEGA, everolimus C_{min} was approximately dose-proportional within the dose range from 1.35 mg/m² to 14.4 mg/m².

In patients with SEGA, the geometric mean C_{min} values normalised to mg/m² dose in patients aged <10 years and 10-18 years were lower by 54% and 40%, respectively, than those observed in adults (>18 years of age), suggesting that everolimus clearance was higher in younger patients. Limited data in patients <3 years of age (n=13) indicate that BSA-normalised clearance is about two-fold higher in patients with low BSA (BSA of 0.556 m²) than in adults. Therefore it is assumed that steady-state could be reached earlier in patients <3 years of age (see section 4.2 for dosing recommendations).

The pharmacokinetics of everolimus have not been studied in patients younger than 1 year of age. It is reported, however, that CYP3A4 activity is reduced at birth and increases during the first year of life, which could affect the clearance in this patient population.

A population pharmacokinetic analysis including 111 patients with SEGA who ranged from 1.0 to 27.4 years (including 18 patients 1 to less than 3 years of age with BSA 0.42 m² to 0.74 m²) showed that BSA-normalised clearance is in general higher in younger patients. Population pharmacokinetic model simulations showed that a starting dose of 7 mg/m² would be necessary to attain C_{min} within the 5 to 15 ng/ml range in patients younger than 3 years of age. A higher starting dose of 7 mg/m² is therefore recommended for patients 1 to less than 3 years of age with SEGA (see section 4.2).

Elderly

In a population pharmacokinetic evaluation in cancer patients, no significant influence of age (27-85 years) on oral clearance of everolimus was detected.

Ethnicity

Oral clearance (CL/F) is similar in Japanese and Caucasian cancer patients with similar liver functions. Based on analysis of population pharmacokinetics, oral clearance (CL/F) is on average 20% higher in black transplant patients.

5.3 Preclinical safety data

The non-clinical safety profile of everolimus was assessed in mice, rats, minipigs, monkeys and rabbits. The major target organs were male and female reproductive systems (testicular tubular degeneration, reduced sperm content in epididymides and uterine atrophy) in several species; lungs (increased alveolar macrophages) in rats and mice; pancreas (degranulation and vacuolation of exocrine cells in monkeys and minipigs, respectively, and degeneration of islet cells in monkeys), and eyes (lenticular anterior suture line opacities) in rats only. Minor kidney changes were seen in the rat (exacerbation of age-related lipofuscin in tubular epithelium, increases in hydronephrosis) and mouse (exacerbation of background lesions). There was no indication of kidney toxicity in monkeys or minipigs.

Everolimus appeared to spontaneously exacerbate background diseases (chronic myocarditis in rats, coxsackie virus infection of plasma and heart in monkeys, coccidian infestation of the gastrointestinal tract in minipigs, skin lesions in mice and monkeys). These findings were generally observed at systemic exposure levels within the range of therapeutic exposure or above, with the exception of the findings in rats, which occurred below therapeutic exposure due to a high tissue distribution.

In a male fertility study in rats, testicular morphology was affected at 0.5 mg/kg and above, and sperm motility, sperm head count, and plasma testosterone levels were diminished at 5 mg/kg, which is within the range of therapeutic exposure and which caused a reduction in male fertility. There was evidence of reversibility.

In animal reproductive studies female fertility was not affected. However, oral doses of everolimus in female rats at ≥ 0.1 mg/kg (approximately 4% of the AUC_{0-24h} in patients receiving the 10 mg daily dose) resulted in increases in pre-implantation loss.

Everolimus crossed the placenta and was toxic to the foetus. In rats, everolimus caused embryo/foetotoxicity at systemic exposure below the therapeutic level. This was manifested as mortality and reduced foetal weight. The incidence of skeletal variations and malformations (e.g. sternal cleft) was increased at 0.3 and 0.9 mg/kg. In rabbits, embryotoxicity was evident in an increase in late resorptions.

In juvenile rat toxicity studies, systemic toxicity included decreased body weight gain, food consumption, and delayed attainment of some developmental landmarks, with full or partial recovery after cessation of dosing. With the possible exception of the rat-specific lens finding (where young animals appeared to be more susceptible), it appears that there is no significant difference in the sensitivity of juvenile animals to the adverse reactions of everolimus as compared to adult animals. Toxicity study with juvenile monkeys did not show any relevant toxicity.

Genotoxicity studies covering relevant genotoxicity endpoints showed no evidence of clastogenic or mutagenic activity. Administration of everolimus for up to 2 years did not indicate any oncogenic potential in mice and rats up to the highest doses, corresponding respectively to 4.3 and 0.2 times the estimated clinical exposure.

6. PHARMACEUTICAL PARTICULARS

6.1 List of excipients

Butylated hydroxytoluene (E321)
Magnesium stearate
Lactose monohydrate
Hypromellose
Crospovidone type A
Lactose anhydrous

6.2 Incompatibilities

Not applicable.

6.3 Shelf life

3 years.

6.4 Special precautions for storage

Do not store above 25°C. Store in the original package in order to protect from light and moisture.

6.5 Nature and contents of container

Aluminium/polyamide/aluminium/PVC perforated unit-dose blister containing 10 x 1 tablets.

Votubia 2.5 mg tablets

Packs containing 10 x 1, 30 x 1 or 100 x 1 tablets.

Votubia 5 mg tablets

Packs containing 30 x 1 or 100 x 1 tablets.

Votubia 10 mg tablets

Packs containing 10 x 1, 30 x 1 or 100 x 1 tablets.

Not all pack sizes may be marketed.

6.6 Special precautions for disposal and other handling

The extent of absorption of everolimus through topical exposure is not known. Therefore caregivers are advised to avoid contact with the suspension. Hands should be washed thoroughly before and after preparation of the suspension.

Any unused medicinal product or waste material should be disposed of in accordance with local requirements.

7. MARKETING AUTHORISATION HOLDER

Novartis Europharm Limited
Vista Building
Elm Park, Merrion Road
Dublin 4
Ireland

8. MARKETING AUTHORISATION NUMBER(S)

Votubia 2.5 mg tablets

EU/1/11/710/001-003

Votubia 5 mg tablets

EU/1/11/710/004-005

Votubia 10 mg tablets

EU/1/11/710/006-008

9. DATE OF FIRST AUTHORISATION/RENEWAL OF THE AUTHORISATION

Date of first authorisation: 02 September 2011

Date of latest renewal: 28 July 2015

10. DATE OF REVISION OF THE TEXT

Detailed information on this medicinal product is available on the website of the European Medicines Agency <http://www.ema.europa.eu>

1. NAME OF THE MEDICINAL PRODUCT

Votubia 1 mg dispersible tablets

Votubia 2 mg dispersible tablets

Votubia 3 mg dispersible tablets

Votubia 5 mg dispersible tablets

2. QUALITATIVE AND QUANTITATIVE COMPOSITION

Votubia 1 mg dispersible tablets

Each dispersible tablet contains 1 mg everolimus.

Excipient with known effect

Each dispersible tablet contains 0.98 mg lactose.

Votubia 2 mg dispersible tablets

Each dispersible tablet contains 2 mg everolimus.

Excipient with known effect

Each dispersible tablet contains 1.96 mg lactose.

Votubia 3 mg dispersible tablets

Each dispersible tablet contains 3 mg everolimus.

Excipient with known effect

Each dispersible tablet contains 2.94 mg lactose.

Votubia 5 mg dispersible tablets

Each dispersible tablet contains 5 mg everolimus.

Excipient with known effect

Each dispersible tablet contains 4.90 mg lactose.

For the full list of excipients, see section 6.1.

3. PHARMACEUTICAL FORM

Dispersible tablet.

Votubia 1 mg dispersible tablets

White to slightly yellowish, round, flat tablets of approximately 7.1 mm in diameter, with a bevelled edge and no score, engraved with “D1” on one side and “NVR” on the other.

Votubia 2 mg dispersible tablets

White to slightly yellowish, round, flat tablets of approximately 9.1 mm in diameter, with a bevelled edge and no score, engraved with “D2” on one side and “NVR” on the other.

Votubia 3 mg dispersible tablets

White to slightly yellowish, round, flat tablets of approximately 10.1 mm in diameter, with a bevelled edge and no score, engraved with “D3” on one side and “NVR” on the other.

Votubia 5 mg dispersible tablets

White to slightly yellowish, round, flat tablets of approximately 12.1 mm in diameter, with a bevelled edge and no score, engraved with “D5” on one side and “NVR” on the other.

4. CLINICAL PARTICULARS

4.1 Therapeutic indications

Refractory seizures associated with tuberous sclerosis complex (TSC)

Votubia is indicated as adjunctive treatment of patients aged 2 years and older whose refractory partial-onset seizures, with or without secondary generalisation, are associated with tuberous sclerosis complex (TSC).

Subependymal giant cell astrocytoma (SEGA) associated with tuberous sclerosis complex (TSC)

Votubia is indicated for the treatment of adult and paediatric patients with subependymal giant cell astrocytoma (SEGA) associated with tuberous sclerosis complex (TSC) who require therapeutic intervention but are not amenable to surgery.

The evidence is based on analysis of change in SEGA volume. Further clinical benefit, such as improvement in disease-related symptoms, has not been demonstrated.

4.2 Posology and method of administration

Treatment with Votubia should be initiated by a physician experienced in the treatment of patients with TSC and therapeutic drug monitoring.

Posology

Careful titration may be required to obtain the optimal therapeutic effect. Doses that will be tolerated and effective vary between patients. Concomitant antiepileptic therapy may affect the metabolism of everolimus and may contribute to this variance (see section 4.5).

Dosing is individualised based on Body Surface Area (BSA) using the Dubois formula, where weight (W) is in kilograms and height (H) is in centimetres:

$$BSA = (W^{0.425} \times H^{0.725}) \times 0.007184$$

Starting dose and target trough concentrations in SEGA associated with TSC

The recommended starting dose for Votubia for the treatment of patients with SEGA is 4.5 mg/m². A higher starting dose of 7 mg/m² is recommended for patients 1 to less than 3 years of age based on pharmacokinetic simulations (see section 5.2). Different strengths of Votubia dispersible tablets can be combined to attain the desired dose.

Dosing recommendations for paediatric patients with SEGA are consistent with those for the adult SEGA population, except for patients in the range from 1 year to less than 3 years of age, and those with hepatic impairment (see section “Hepatic impairment” below and section 5.2).

Starting dose and target trough concentrations in TSC with refractory seizures

The recommended starting dose for Votubia for the treatment of patients with seizures is shown in Table 1. Different strengths of Votubia dispersible tablets can be combined to attain the desired dose.

Table 1 Votubia starting dose for patients with TSC and refractory seizures

Age	Starting dose without co-administration of CYP3A4/PgP inducer	Starting dose with co-administration of CYP3A4/PgP inducer
<6 years	6 mg/m ²	9 mg/m ²
≥6 years	5 mg/m ²	8 mg/m ²

Dosing recommendations for paediatric patients with seizures are consistent with those for the adult population, except for patients in the range from 2 years to less than 6 years of age, and those with hepatic impairment (see section “Hepatic impairment” below and section 5.2).

Dose monitoring

Everolimus whole blood trough concentrations should be assessed at least 1 week after commencing treatment. Dosing should be titrated to attain trough concentrations of 5 to 15 ng/ml. The dose may be increased to attain a higher trough concentration within the target range to obtain optimal efficacy, subject to tolerability.

Titration

Individualised dosing should be titrated by increasing the dose by increments of 1 to 4 mg to attain the target trough concentration for optimal clinical response. Efficacy, safety, concomitant therapy, and the current trough concentration should be considered when planning for dose titration. Individualised dose titration can be based on simple proportion:

$$\text{New everolimus dose} = \text{current dose} \times (\text{target concentration} / \text{current concentration})$$

For example, a patient's current dose based on BSA is 4 mg with a steady-state concentration of 4 ng/ml. In order to achieve a target concentration above the lower C_{min} limit of 5 ng/ml, e.g. 8 ng/ml, the new everolimus dose would be 8 mg (an increase of 4 mg from the current daily dose).

Long-term monitoring

For patients with TSC who have SEGA, SEGA volume should be evaluated approximately 3 months after commencing Votubia therapy, with subsequent dose adjustments taking changes in SEGA volume, corresponding trough concentration, and tolerability into consideration.

For patients with TSC who have SEGA and patients with TSC and refractory seizures, once a stable dose is attained, trough concentrations should be monitored every 3 to 6 months in patients with changing body surface area, or every 6 to 12 months in patients with stable body surface area, for the duration of treatment.

Treatment should continue as long as clinical benefit is observed or until unacceptable toxicity occurs.

If a dose is missed, the patient should not take an additional dose, but take the usual prescribed next dose.

Dose adjustments due to adverse reactions

Management of severe and/or intolerable suspected adverse reactions may require dose reduction and/or temporary interruption of Votubia therapy. For adverse reactions of Grade 1, dose adjustment is usually not required. If dose reduction is required, the recommended dose is approximately 50% lower than the daily dose previously administered. For dose reductions below the lowest available strength, alternate day dosing should be considered.

Table 2 summarises dose adjustment recommendations for specific adverse reactions (see also section 4.4).

Table 2 Votubia dose adjustment recommendations

Adverse reaction	Severity¹	Votubia dose adjustment
Non-infectious pneumonitis	Grade 2	Consider interruption of therapy until symptoms improve to Grade ≤ 1 . Re-initiate Votubia at approximately 50% lower than the daily dose previously administered. Discontinue treatment if failure to recover within 4 weeks.
	Grade 3	Interrupt Votubia until symptoms resolve to Grade ≤ 1 . Consider re-initiating Votubia at approximately 50% lower than the daily dose previously administered. If toxicity recurs at Grade 3, consider discontinuation.
	Grade 4	Discontinue Votubia.
Stomatitis	Grade 2	Temporary dose interruption until recovery to Grade ≤ 1 . Re-initiate Votubia at same dose. If stomatitis recurs at Grade 2, interrupt dose until recovery to Grade ≤ 1 . Re-initiate Votubia at approximately 50% lower than the daily dose previously administered.
	Grade 3	Temporary dose interruption until recovery to Grade ≤ 1 . Re-initiate Votubia at approximately 50% lower than the daily dose previously administered.
	Grade 4	Discontinue Votubia.

Other non-haematological toxicities (excluding metabolic events)	Grade 2	If toxicity is tolerable, no dose adjustment required. If toxicity becomes intolerable, temporary dose interruption until recovery to Grade ≤1. Re-initiate Votubia at same dose. If toxicity recurs at Grade 2, interrupt Votubia until recovery to Grade ≤1. Re-initiate Votubia at approximately 50% lower than the daily dose previously administered.
	Grade 3	Temporary dose interruption until recovery to Grade ≤1. Consider re-initiating Votubia at approximately 50% lower than the daily dose previously administered. If toxicity recurs at Grade 3, consider discontinuation.
	Grade 4	Discontinue Votubia.
Metabolic events (e.g. hyperglycaemia, dyslipidaemia)	Grade 2	No dose adjustment required.
	Grade 3	Temporary dose interruption. Re-initiate Votubia at approximately 50% lower than the daily dose previously administered.
	Grade 4	Discontinue Votubia.
Thrombocytopenia	Grade 2 (<75, ≥50x10 ⁹ /l)	Temporary dose interruption until recovery to Grade ≤1 (≥75x10 ⁹ /l). Re-initiate Votubia at same dose.
	Grade 3 & 4 (<50x10 ⁹ /l)	Temporary dose interruption until recovery to Grade ≤1 (≥75x10 ⁹ /l). Re-initiate Votubia at approximately 50% lower than the daily dose previously administered.
Neutropenia	Grade 2 (≥1x10 ⁹ /l)	No dose adjustment required.
	Grade 3 (<1, ≥0.5x10 ⁹ /l)	Temporary dose interruption until recovery to Grade ≤2 (≥1x10 ⁹ /l). Re-initiate Votubia at same dose.
	Grade 4 (<0.5x10 ⁹ /l)	Temporary dose interruption until recovery to Grade ≤2 (≥1x10 ⁹ /l). Re-initiate Votubia at approximately 50% lower than the daily dose previously administered.
Febrile neutropenia	Grade 3	Temporary dose interruption until recovery to Grade ≤2 (≥1.25x10 ⁹ /l) and no fever. Re-initiate Votubia at approximately 50% lower than the daily dose previously administered.
	Grade 4	Discontinue Votubia.
¹ Grading based on National Cancer Institute (NCI) Common Terminology Criteria for Adverse Events (CTCAE) v3.0		

Therapeutic drug monitoring

Therapeutic drug monitoring of everolimus blood concentrations, using a validated assay, is **required**. Trough concentrations should be assessed at least 1 week after the initial dose, after any change in dose or pharmaceutical form, after initiation of or change in co-administration of CYP3A4 inhibitors (see sections 4.4 and 4.5) or after any change in hepatic status (Child-Pugh) (see “Hepatic impairment” below and section 5.2). Trough concentrations should be assessed 2 to 4 weeks after initiation of or change in co-administration of CYP3A4 inducers (see sections 4.4 and 4.5) since the natural degradation time of the induced enzymes has to be taken into account. When possible, the same assay and laboratory for therapeutic drug monitoring should be used throughout the treatment.

Switching pharmaceutical forms

Votubia is available in two pharmaceutical forms: tablets and dispersible tablets. Votubia tablets and Votubia dispersible tablets are **not** to be used interchangeably. The two pharmaceutical forms must not be combined to achieve the desired dose. The same pharmaceutical form must be used consistently, as appropriate for the indication being treated.

When switching pharmaceutical forms, the dose should be adjusted to the closest milligram strength of the new pharmaceutical form and the everolimus trough concentration should be assessed at least 1 week later (see section “Therapeutic drug monitoring” above).

Special populations

Elderly

No dose adjustment is required (see section 5.2).

Renal impairment

No dose adjustment is required (see section 5.2).

Hepatic impairment

Patients <18 years of age:

Votubia is not recommended for patients <18 years of age with SEGA or refractory seizures and hepatic impairment.

Patients ≥18 years of age:

- Mild hepatic impairment (Child-Pugh A): 75% of the recommended starting dose calculated based on BSA (rounded to the nearest strength)
- Moderate hepatic impairment (Child-Pugh B): 50% of the recommended starting dose calculated based on BSA (rounded to the nearest strength)
- Severe hepatic impairment (Child-Pugh C): Votubia is only recommended if the desired benefit outweighs the risk. In this case, 25% of the dose calculated based on BSA (rounded to the nearest strength) must not be exceeded.

Everolimus whole blood trough concentrations should be assessed at least 1 week after any change in hepatic status (Child-Pugh).

Paediatric population

The safety, efficacy and pharmacokinetic profile of Votubia in children below the age of 1 year with TSC who have SEGA have not been established. No data are available (see sections 5.1 and 5.2).

The safety, efficacy and pharmacokinetic profile of Votubia in children below the age of 2 years with TSC and refractory seizures have not been established. No data are available (see sections 5.1 and 5.2).

Clinical study results did not show an impact of Votubia on growth and pubertal development.

Method of administration

Votubia must be administered orally once daily at the same time every day, consistently either with or without food (see section 5.2).

Votubia dispersible tablets are to be taken as a suspension only and must not be swallowed whole, chewed, or crushed. The suspension can be prepared either in an oral syringe or in a small glass. Care should be taken to ensure the entire dose is ingested.

The suspension must be administered immediately after preparation. If not administered within 30 minutes of preparation when using an oral syringe or 60 minutes when using a small glass, the suspension must be discarded and a new suspension must be prepared (see section 6.3). Only water should be used as the vehicle.

For further details on handling, see section 6.6.

4.3 Contraindications

Hypersensitivity to the active substance, to other rapamycin derivatives or to any of the excipients listed in section 6.1.

4.4 Special warnings and precautions for use

Non-infectious pneumonitis

Non-infectious pneumonitis is a class effect of rapamycin derivatives, including everolimus. Non-infectious pneumonitis (including interstitial lung disease) was described very commonly in patients taking everolimus in the advanced renal cell carcinoma (RCC) setting (see section 4.8). Some cases were severe and on rare occasions, a fatal outcome was observed. A diagnosis of non-infectious pneumonitis should be considered in patients presenting with non-specific respiratory signs and symptoms such as hypoxia, pleural effusion, cough or dyspnoea, and in whom infectious, neoplastic and other non-medicinal causes have been excluded by means of appropriate investigations. Opportunistic infections such as pneumocystis jirovecii (carinii) pneumonia (PJP, PCP) should be ruled out in the differential diagnosis of non-infectious pneumonitis (see section “Infections” below). Patients should be advised to report promptly any new or worsening respiratory symptoms.

Patients who develop radiological changes suggestive of non-infectious pneumonitis and have few or no symptoms may continue Votubia therapy without dose adjustments. If symptoms are moderate, consideration should be given to interruption of therapy until symptoms improve. The use of corticosteroids may be indicated. Votubia may be reinitiated at a daily dose approximately 50% lower than the dose previously administered.

For cases where symptoms of non-infectious pneumonitis are severe, Votubia therapy should be discontinued and the use of corticosteroids may be indicated until clinical symptoms resolve. Votubia may be reinitiated at a daily dose approximately 50% lower than the dose previously administered depending on the individual clinical circumstances.

For patients who require use of corticosteroids for treatment of non-infectious pneumonitis, prophylaxis for pneumocystis jirovecii (carinii) pneumonia (PJP, PCP) may be considered.

Infections

Everolimus has immunosuppressive properties and may predispose patients to bacterial, fungal, viral or protozoal infections, including infections with opportunistic pathogens (see section 4.8). Localised and systemic infections, including pneumonia, other bacterial infections, invasive fungal infections such as aspergillosis, candidiasis or pneumocystis jirovecii (carinii) pneumonia (PJP, PCP) and viral infections including reactivation of hepatitis B virus, have been described in patients taking everolimus. Some of these infections have been severe (e.g. leading to sepsis [including septic shock], respiratory or hepatic failure) and occasionally fatal in adult and paediatric patients (see section 4.8).

Physicians and patients should be aware of the increased risk of infection with Votubia. Pre-existing infections should be treated appropriately and should have resolved fully before starting treatment with Votubia. While taking Votubia, be vigilant for symptoms and signs of infection; if a diagnosis of infection is made, institute appropriate treatment promptly and consider interruption or discontinuation of Votubia.

If a diagnosis of invasive systemic fungal infection is made, Votubia treatment should be promptly and permanently discontinued and the patient treated with appropriate antifungal therapy.

Cases of pneumocystis jirovecii (carinii) pneumonia (PJP, PCP), some with fatal outcome, have been reported in patients who received everolimus. PJP/PCP may be associated with concomitant use of corticosteroids or other immunosuppressive agents. Prophylaxis for PJP/PCP should be considered when concomitant use of corticosteroids or other immunosuppressive agents are required.

Hypersensitivity reactions

Hypersensitivity reactions manifested by symptoms including, but not limited to, anaphylaxis, dyspnoea, flushing, chest pain or angioedema (e.g. swelling of the airways or tongue, with or without respiratory impairment) have been observed with everolimus (see section 4.3).

Concomitant use of angiotensin-converting enzyme (ACE) inhibitors

Patients taking concomitant ACE inhibitor (e.g. ramipril) therapy may be at increased risk for angioedema (e.g. swelling of the airways or tongue, with or without respiratory impairment) (see section 4.5).

Stomatitis

Stomatitis, including mouth ulcerations and oral mucositis, is the most commonly reported adverse reaction in patients treated with Votubia (see section 4.8). Stomatitis mostly occurs within the first 8 weeks of treatment. A single-arm study in postmenopausal breast cancer patients treated with Afinitor (everolimus) plus exemestane suggested that an alcohol-free corticosteroid oral solution, administered as a mouthwash during the initial 8 weeks of treatment, may decrease the incidence and severity of stomatitis (see section 5.1). Management of stomatitis may therefore include prophylactic (in adults) and/or therapeutic use of topical treatments, such as an alcohol-free corticosteroid oral solution as a mouthwash. However products containing alcohol, hydrogen peroxide, iodine and thyme derivatives should be avoided as they may exacerbate the condition. Monitoring for and treatment of fungal infection is recommended, especially in patients being treated with steroid-based medicinal products. Antifungal agents should not be used unless fungal infection has been diagnosed (see section 4.5).

Haemorrhage

Serious cases of haemorrhage, some with a fatal outcome, have been reported in patients treated with everolimus in the oncology setting. No serious cases of renal haemorrhage were reported in the TSC setting.

Caution is advised in patients taking Votubia, particularly during concomitant use with active substances known to affect platelet function or that can increase the risk of haemorrhage as well as in patients with a history of bleeding disorders. Healthcare professionals and patients should be vigilant for signs and symptoms of bleeding throughout the treatment period, especially if risk factors for haemorrhage are combined.

Renal failure events

Cases of renal failure (including acute renal failure), some with a fatal outcome, have been observed in patients treated with Votubia (see section 4.8). Renal function of patients should be monitored particularly where patients have additional risk factors that may further impair renal function.

Laboratory tests and monitoring

Renal function

Elevations of serum creatinine, usually mild, and proteinuria have been reported in patients treated with Votubia (see section 4.8). Monitoring of renal function, including measurement of blood urea nitrogen (BUN), urinary protein or serum creatinine, is recommended prior to the start of Votubia therapy and periodically thereafter.

Blood glucose

Hyperglycaemia has been reported in patients taking Votubia (see section 4.8). Monitoring of fasting serum glucose is recommended prior to the start of Votubia therapy and periodically thereafter. More frequent monitoring is recommended when Votubia is co-administered with other medicinal products that may induce hyperglycaemia. When possible optimal glycaemic control should be achieved before starting a patient on Votubia.

Blood lipids

Dyslipidaemia (including hypercholesterolaemia and hypertriglyceridaemia) has been reported in patients taking Votubia. Monitoring of blood cholesterol and triglycerides prior to the start of Votubia therapy and periodically thereafter, as well as management with appropriate medical therapy, is also recommended.

Haematological parameters

Decreased haemoglobin, lymphocytes, neutrophils and platelets have been reported in patients treated with Votubia (see section 4.8). Monitoring of complete blood count is recommended prior to the start of Votubia therapy and periodically thereafter.

Interactions

Co-administration with inhibitors and inducers of CYP3A4 and/or the multidrug efflux pump P-glycoprotein (PgP) should be avoided. If co-administration of a **moderate** CYP3A4 and/or PgP inhibitor or inducer cannot be avoided, dose adjustments of Votubia may be required (see section 4.5).

Concomitant treatment with **potent** CYP3A4 inhibitors result in dramatically increased blood concentrations of everolimus (see section 4.5). There are currently not sufficient data to allow dosing recommendations in this situation. Hence, concomitant treatment of Votubia and **potent** inhibitors is not recommended.

Caution should be exercised when Votubia is taken in combination with orally administered CYP3A4 substrates with a narrow therapeutic index due to the potential for drug interactions. If Votubia is taken with orally administered CYP3A4 substrates with a narrow therapeutic index (e.g. pimozide, terfenadine, astemizole, cisapride, quinidine, ergot alkaloid derivatives or carbamazepine), the patient should be monitored for undesirable effects described in the product information of the orally administered CYP3A4 substrate (see section 4.5).

Hepatic impairment

Votubia is not recommended for use in patients:

- **≥18 years of age with SEGA or refractory seizures** and concomitant severe hepatic impairment (Child-Pugh C) unless the potential benefit outweighs the risk (see sections 4.2 and 5.2).
- **<18 years of age with SEGA or refractory seizures** and concomitant hepatic impairment (Child-Pugh A, B and C) (see sections 4.2 and 5.2).

Vaccinations

The use of live vaccines should be avoided during treatment with Votubia (see section 4.5). For paediatric patients who do not require immediate treatment, completion of the recommended childhood series of live virus vaccinations is advised prior to the start of therapy according to local treatment guidelines.

Wound healing complications

Impaired wound healing is a class effect of rapamycin derivatives, including Votubia. Caution should therefore be exercised with the use of Votubia in the peri-surgical period.

Lactose

Patients with rare hereditary problems of galactose intolerance, total lactase deficiency or glucose-galactose malabsorption should not take this medicinal product.

4.5 Interaction with other medicinal products and other forms of interaction

Everolimus is a substrate of CYP3A4, and also a substrate and moderate inhibitor of PgP. Therefore, absorption and subsequent elimination of everolimus may be influenced by products that affect CYP3A4 and/or PgP. *In vitro*, everolimus is a competitive inhibitor of CYP3A4 and a mixed inhibitor of CYP2D6.

Known and theoretical interactions with selected inhibitors and inducers of CYP3A4 and PgP are listed in Table 3 below.

CYP3A4 and PgP inhibitors increasing everolimus concentrations

Substances that are inhibitors of CYP3A4 or PgP may increase everolimus blood concentrations by decreasing metabolism or the efflux of everolimus from intestinal cells.

CYP3A4 and PgP inducers decreasing everolimus concentrations

Substances that are inducers of CYP3A4 or PgP may decrease everolimus blood concentrations by increasing metabolism or the efflux of everolimus from intestinal cells.

Table 3 Effects of other active substances on everolimus

Active substance by interaction	Interaction – Change in Everolimus AUC/C_{max} Geometric mean ratio (observed range)	Recommendations concerning co-administration
<i>Potent CYP3A4/PgP inhibitors</i>		
Ketoconazole	AUC ↑15.3-fold (range 11.2-22.5) C _{max} ↑4.1-fold (range 2.6-7.0)	Concomitant treatment of Votubia and potent inhibitors is not recommended.
Itraconazole, posaconazole, voriconazole	Not studied. Large increase in everolimus concentration is expected.	
Telithromycin, clarithromycin		
Nefazodone		

Ritonavir, atazanavir, saquinavir, darunavir, indinavir, nelfinavir		
Moderate CYP3A4/PgP inhibitors		
Erythromycin	AUC ↑4.4-fold (range 2.0-12.6) C _{max} ↑2.0-fold (range 0.9-3.5)	Use caution when co-administration of moderate CYP3A4 inhibitors or PgP inhibitors cannot be avoided. If patients require co-administration of a moderate CYP3A4 or PgP inhibitor, reduce the daily dose by approximately 50%. Further dose reduction may be required to manage adverse reactions (see sections 4.2 and 4.4). Everolimus trough concentrations should be assessed at least 1 week after the addition of a moderate CYP3A4 or PgP inhibitor. If the moderate inhibitor is discontinued, consider a washout period of at least 2 to 3 days (average elimination time for most commonly used moderate inhibitors) before the Votubia dose is returned to the dose used prior to initiation of the co-administration. The everolimus trough concentration should be assessed at least 1 week later (see sections 4.2 and 4.4).
Imatinib	AUC ↑ 3.7-fold C _{max} ↑ 2.2-fold	
Verapamil	AUC ↑3.5-fold (range 2.2-6.3) C _{max} ↑2.3-fold (range 1.3-3.8)	
Ciclosporin oral	AUC ↑2.7-fold (range 1.5-4.7) C _{max} ↑1.8-fold (range 1.3-2.6)	
Fluconazole	Not studied. Increased exposure expected.	
Diltiazem		
Dronedarone	Not studied. Increased exposure expected.	
Amprenavir, fosamprenavir	Not studied. Increased exposure expected.	
Grapefruit juice or other food affecting CYP3A4/PgP	Not studied. Increased exposure expected (the effect varies widely).	Combination should be avoided.
Potent and moderate CYP3A4 inducers		
Rifampicin	AUC ↓63% (range 0-80%) C _{max} ↓58% (range 10-70%)	Avoid the use of concomitant potent CYP3A4 inducers. SEGA patients receiving concomitant potent CYP3A4 inducers may require an increased Votubia dose to achieve the same exposure as patients not taking potent inducers. Dosing should be titrated to attain trough concentrations of 5 to 15 ng/ml as described below. Patients with seizures receiving concomitant strong CYP3A4 inducers (e.g., enzyme inducing antiepileptics carbamazepine, phenobarbital, and phenytoin) at the start of treatment with everolimus require an increased starting dose to attain trough concentrations of 5 to 15 ng/ml (see Table 1).
Dexamethasone	Not studied. Decreased exposure expected.	
Antiepileptics (e.g. carbamazepine, phenobarbital, phenytoin)	Not studied. Decreased exposure expected.	
Efavirenz, nevirapine	Not studied. Decreased exposure expected.	

		<p>For patients not receiving concomitant strong inducers at the start of everolimus treatment, the co-administration may require an increased Votubia dose. If concentrations are below 5 ng/ml, the daily dose may be increased by increments of 1 to 4 mg, checking the trough level and assessing tolerability before increasing the dose.</p> <p>The addition of another concomitant strong CYP3A4 inducer may not require additional dose adjustment. Assess the everolimus trough level 2 weeks after initiating the additional inducer. Adjust the dose by increments of 1 to 4 mg as necessary to maintain the target trough concentration.</p> <p>Discontinuation of one of multiple strong CYP3A4 inducers may not require additional dose adjustment. Assess the everolimus trough level 2 weeks after discontinuation of one of multiple strong CYP3A4 inducers. If all potent inducers are discontinued, consider a washout period of at least 3 to 5 days (reasonable time for significant enzyme de-induction) before the Votubia dose is returned to the dose used prior to initiation of the co-administration. The everolimus trough concentrations should be assessed 2 to 4 weeks later since the natural degradation time of the induced enzymes has to be taken into account (see sections 4.2 and 4.4).</p>
<p>St John's Wort (<i>Hypericum perforatum</i>)</p>	<p>Not studied. Large decrease in exposure expected.</p>	<p>Preparations containing St John's Wort should not be used during treatment with everolimus</p>

Agents whose plasma concentration may be altered by everolimus

Based on *in vitro* results, the systemic concentrations obtained after oral daily doses of 10 mg make inhibition of PgP, CYP3A4 and CYP2D6 unlikely. However, inhibition of CYP3A4 and PgP in the gut cannot be excluded. An interaction study in healthy subjects demonstrated that co-administration of an oral dose of midazolam, a sensitive CYP3A substrate probe, with everolimus resulted in a 25% increase in midazolam C_{max} and a 30% increase in midazolam $AUC_{(0-inf)}$. The effect is likely to be due to inhibition of intestinal CYP3A4 by everolimus. Hence everolimus may affect the bioavailability of orally co-administered CYP3A4 substrates. However, a clinically relevant effect on the exposure of systemically administered CYP3A4 substrates is not expected (see section 4.4).

In EXIST-3 (Study CRAD001M2304), everolimus increased pre-dose concentrations of the antiepileptics carbamazepine, clobazam, and the clobazam metabolite N-desmethylclobazam by about 10%. The increase in the pre-dose concentrations of these antiepileptics may not be clinically significant but dose adjustments for antiepileptics with a narrow therapeutic index, e.g. carbamazepine, may be considered. Everolimus had no impact on pre-dose concentrations of antiepileptics that are substrates of CYP3A4 (clonazepam, diazepam, felbamate and zonisamide).

Concomitant use of angiotensin-converting enzyme (ACE) inhibitors

Patients taking concomitant ACE inhibitor (e.g. ramipril) therapy may be at increased risk for angioedema (see section 4.4).

Concomitant ketogenic diet

The effect of a ketogenic diet may be mediated through mTOR inhibition. In the absence of clinical data, the possibility of an additive effect on adverse events cannot be excluded when everolimus is given in conjunction with a ketogenic diet.

Vaccinations

The immune response to vaccination may be affected and, therefore, vaccination may be less effective during treatment with Votubia. The use of live vaccines should be avoided during treatment with Votubia. Examples of live vaccines are: intranasal influenza, measles, mumps, rubella, oral polio, BCG (Bacillus Calmette-Guérin), yellow fever, varicella, and TY21a typhoid vaccines.

4.6 Fertility, pregnancy and lactation

Women of childbearing potential/Contraception in males and females

Women of childbearing potential must use a highly effective method of contraception (e.g. oral, injected, or implanted non-oestrogen-containing hormonal method of birth control, progesterone-based contraceptives, hysterectomy, tubal ligation, complete abstinence, barrier methods, intrauterine device [IUD], and/or female/male sterilisation) while receiving everolimus, and for up to 8 weeks after ending treatment.

Male patients should not be prohibited from attempting to father children.

Pregnancy

There are no adequate data from the use of everolimus in pregnant women. Studies in animals have shown reproductive toxicity effects including embryotoxicity and foetotoxicity (see section 5.3). The potential risk for humans is unknown.

Everolimus is not recommended during pregnancy and in women of childbearing potential not using contraception.

Breast-feeding

It is not known whether everolimus is excreted in human breast milk. However, in rats, everolimus and/or its metabolites readily pass into the milk (see section 5.3). Therefore, women taking everolimus should not breast-feed during treatment and for 2 weeks after the last dose.

Fertility

The potential for everolimus to cause infertility in male and female patients is unknown, however secondary amenorrhoea and associated luteinising hormone (LH)/follicle stimulating hormone (FSH) imbalance has been observed in female patients (see also section 5.3 for preclinical observations on the male and female reproductive systems). Based on non-clinical findings, male and female fertility may be compromised by treatment with everolimus (see section 5.3).

4.7 Effects on ability to drive and use machines

Votubia may have a minor or moderate influence on the ability to drive and use machines. Patients should be advised to be cautious when driving or using machines if they experience fatigue during treatment with Votubia.

4.8 Undesirable effects

Summary of the safety profile

Three randomised, double-blind, placebo-controlled pivotal phase III studies, including double-blind and open label treatment periods, and a non-randomised, open-label, single-arm phase II study contribute to the safety profile of Votubia (n=612, including 409 patients <18 years of age; median duration of exposure 27.4 months [range 0.5 to 83.2]).

- EXIST-3 (CRAD001M2304): This was a randomised, double-blind, controlled, phase III trial comparing adjunctive treatment of low and high everolimus exposure (low trough [LT] range of 3-7 ng/ml [n=117] and high trough [HT] range of 9-15 ng/ml [n=130]) versus placebo (n=119), in patients with TSC and refractory partial-onset seizures receiving 1 to 3 antiepileptics. The median duration of the double-blind period was 18 weeks. The cumulative median duration exposure to Votubia (361 patients who took at least one dose of everolimus) was 20.8 months (range 0.5 to 37.9).
- EXIST-2 (CRAD001M2302): This was a randomised, double-blind, controlled, phase III trial of everolimus (n=79) versus placebo (n=39) in patients with either TSC plus renal angiomyolipoma (n=113) or sporadic lymphangioleiomyomatosis (LAM) plus renal angiomyolipoma (n=5). The median duration of blinded study treatment was 48.1 weeks (range 2 to 115) for patients receiving Votubia and 45.0 weeks (range 9 to 115) for those receiving placebo. The cumulative median duration of exposure to Votubia (112 patients who took at least one dose of everolimus) was 46.9 months (range 0.5 to 63.9).
- EXIST-1 (CRAD001M2301): This was a randomised, double-blind, controlled, phase III trial of everolimus (n=78) versus placebo (n=39) in patients with TSC who have SEGA, irrespective of age. The median duration of blinded study treatment was 52.2 weeks (range 24 to 89) for patients receiving Votubia and 46.6 weeks (range 14 to 88) for those receiving placebo. The cumulative median duration of exposure to Votubia (111 patients who took at least one dose of everolimus) was 47.1 months (range 1.9 to 58.3).
- CRAD001C2485: This was a prospective, open-label, single-arm phase II study of everolimus in patients with SEGA (n=28). The median duration of exposure was 67.8 months (range 4.7 to 83.2).

The adverse events considered to be associated with the use of Votubia (adverse reactions), based upon the review and medical assessment of all adverse events reported in the above studies, are described below.

The most frequent adverse reactions (incidence $\geq 1/10$) from the pooled safety data are (in decreasing order): stomatitis, nasopharyngitis, pyrexia, diarrhoea, upper respiratory tract infection, vomiting, cough, headache, rash, amenorrhoea, acne, menstruation irregular, pneumonia, sinusitis, urinary tract infection, pharyngitis, decreased appetite, fatigue, and hypercholesterolaemia.

The most frequent grade 3-4 adverse reactions (incidence $\geq 1\%$) were pneumonia, stomatitis, amenorrhoea, neutropenia, pyrexia, menstruation irregular, cellulitis, and hypophosphataemia. The grades follow CTCAE Version 3.0 and 4.03.

Tabulated list of adverse reactions

Table 4 shows the incidence of adverse reactions based on pooled data of patients receiving everolimus in the three TSC studies (including both the double-blind and open-label extension phase, where applicable). Adverse reactions are listed according to MedDRA system organ class. Frequency categories are defined using the following convention: very common ($\geq 1/10$); common ($\geq 1/100$ to $< 1/10$); uncommon ($\geq 1/1,000$ to $< 1/100$); rare ($\geq 1/10,000$ to $< 1/1,000$); very rare ($< 1/10,000$); not known (cannot be estimated from the available data). Within each frequency grouping, adverse reactions are presented in order of decreasing seriousness.

Table 4 Adverse reactions reported in TSC studies

Infections and infestations	
Very common	Nasopharyngitis, upper respiratory tract infection, pneumonia ^a , sinusitis, urinary tract infection, pharyngitis
Common	Otitis media, cellulitis, pharyngitis streptococcal, gastroenteritis viral, gingivitis
Uncommon	Herpes zoster, sepsis, bronchitis viral
Blood and lymphatic system disorders	
Common	Anaemia, neutropenia, leucopenia, thrombocytopenia, lymphopenia
Immune system disorders	
Common	Hypersensitivity
Metabolism and nutrition disorders	
Very common	Decreased appetite, hypercholesterolaemia
Common	Hypertriglyceridaemia, hyperlipidaemia, hypophosphataemia, hyperglycaemia
Psychiatric disorders	
Common	Insomnia, aggression, irritability
Nervous system disorders	
Very common	Headache
Uncommon	Dysgeusia
Vascular disorders	
Common	Hypertension, lymphoedema
Respiratory, thoracic and mediastinal disorders	
Very common	Cough
Common	Epistaxis, pneumonitis
Gastrointestinal disorders	
Very common	Stomatitis ^b , diarrhoea, vomiting
Common	Constipation, nausea, abdominal pain, flatulence, oral pain, gastritis
Skin and subcutaneous tissue disorders	
Very common	Rash ^c , acne
Common	Dry skin, acneiform dermatitis, pruritus, alopecia
Uncommon	Angioedema
Musculoskeletal and connective tissue disorders	
Uncommon	Rhabdomyolysis
Renal and urinary disorders	
Common	Proteinuria
Reproductive system and breast disorders	
Very common	Amenorrhoea ^d , menstruation irregular ^d
Common	Menorrhagia, ovarian cyst, vaginal haemorrhage
Uncommon	Menstruation delayed ^d

General disorders and administration site conditions	
Very common	Pyrexia, fatigue
Investigations	
Common	Blood lactate dehydrogenase increased, blood luteinising hormone increased, weight decreased
Uncommon	Blood follicle stimulating hormone increased
^a	Includes pneumocystis jirovecii (carinii) pneumonia (PJP, PCP)
^b	Includes (very common) stomatitis, mouth ulceration, aphthous ulcer; (common) tongue ulceration, lip ulceration and (uncommon) gingival pain, glossitis
^c	Includes (very common) rash; (common) rash erythematous and (uncommon) rash generalised, erythema, rash maculo-papular, rash macular
^d	Frequency based upon number of women from 10 to 55 years of age while on treatment in the pooled data

Description of selected adverse reactions

In clinical studies, everolimus has been associated with serious cases of hepatitis B reactivation, including fatal outcome. Reactivation of infection is an expected reaction during periods of immunosuppression.

In clinical studies and post-marketing spontaneous reports, everolimus has been associated with renal failure events (including fatal outcome), proteinuria and increased serum creatinine. Monitoring of renal function is recommended (see section 4.4).

In clinical studies, everolimus has been associated with haemorrhage events. On rare occasions, fatal outcomes were observed in the oncology setting (see section 4.4). No serious cases of renal haemorrhage were reported in the TSC setting.

In clinical studies and post-marketing spontaneous reports, everolimus has been associated with cases of pneumocystis jirovecii (carinii) pneumonia (PJP, PCP), some with fatal outcome (see section 4.4).

Additional adverse reactions of relevance observed in oncology clinical studies and post-marketing spontaneous reports, were cardiac failure, pulmonary embolism, deep vein thrombosis, impaired wound healing and hyperglycaemia.

In clinical trials and post-marketing spontaneous reports, angioedema has been reported with and without concomitant use of ACE inhibitors (see section 4.4).

Paediatric population

In the pivotal phase II study, 22 of the 28 SEGA patients studied were below the age of 18 years and in the pivotal phase III study, 101 of the 117 SEGA patients studied were below the age of 18 years. In the pivotal phase III study in patients with TSC and refractory seizures, 299 of the 366 patients studied were below the age of 18 years. The overall type, frequency and severity of adverse reactions observed in children and adolescents have been generally consistent with those observed in adults, with the exception of infections which were reported at a higher frequency and severity in children below the age of 6 years. A total of 46 out of 137 patients (34%) aged <6 years had Grade 3/4 infections, compared to 49 out of 272 patients (18%) aged 6 to <18 years and 24 out of 203 patients (12%) aged ≥18 years. Two fatal cases due to infection were reported in 409 patients aged <18 years receiving everolimus.

Elderly

In the oncology safety pooling, 37% of the patients treated with everolimus were ≥ 65 years of age. The number of oncology patients with an adverse reaction leading to discontinuation of everolimus was higher in patients ≥ 65 years of age (20% versus 13%). The most common adverse reactions leading to discontinuation were pneumonitis (including interstitial lung disease), fatigue, dyspnoea, and stomatitis.

Reporting of suspected adverse reactions

Reporting suspected adverse reactions after authorisation of the medicinal product is important. It allows continued monitoring of the benefit/risk balance of the medicinal product. Healthcare professionals are asked to report any suspected adverse reactions via the national reporting system listed in [Appendix V](#).

4.9 Overdose

Reported experience with overdose in humans is very limited. Single doses of up to 70 mg have been given with acceptable acute tolerability in the adult population.

It is essential to assess everolimus blood levels in cases of suspected overdose. General supportive measures should be initiated in all cases of overdose. Everolimus is not considered dialysable to any relevant degree (less than 10% was removed within 6 hours of haemodialysis).

Paediatric population

A limited number of paediatric patients have been exposed to doses higher than 10 mg/m²/day. No signs of acute toxicity have been reported in these cases.

5. PHARMACOLOGICAL PROPERTIES

5.1 Pharmacodynamic properties

Pharmacotherapeutic group: Antineoplastic agents, other antineoplastic agents, protein kinase inhibitors, ATC code: L01XE10

Mechanism of action

Everolimus is a selective mTOR (mammalian target of rapamycin) inhibitor. mTOR is a key serine-threonine kinase, the activity of which is known to be upregulated in a number of human cancers. Everolimus binds to the intracellular protein FKBP-12, forming a complex that inhibits mTOR complex-1 (mTORC1) activity. Inhibition of the mTORC1 signalling pathway interferes with the translation and synthesis of proteins by reducing the activity of S6 ribosomal protein kinase (S6K1) and eukaryotic elongation factor 4E-binding protein (4EBP-1) that regulate proteins involved in the cell cycle, angiogenesis and glycolysis. Everolimus can reduce levels of vascular endothelial growth factor (VEGF). In patients with TSC, treatment with everolimus increases VEGF-A and decreases VEGF-D levels. Everolimus is a potent inhibitor of the growth and proliferation of tumour cells, endothelial cells, fibroblasts and blood-vessel-associated smooth muscle cells and has been shown to reduce glycolysis in solid tumours *in vitro* and *in vivo*.

Two primary regulators of mTORC1 signalling are the oncogene suppressors tuberin-sclerosis complexes 1 & 2 (TSC1, TSC2). Loss of either TSC1 or TSC2 leads to elevated rheb-GTP levels, a ras family GTPase, which interacts with the mTORC1 complex to cause its activation. mTORC1 activation leads to a downstream kinase signalling cascade, including activation of the S6 kinases. In tuberous sclerosis complex syndrome, inactivating mutations in the TSC1 or the TSC2 gene lead to hamartoma formation throughout the body. Besides pathological changes in brain tissue (such as cortical tubers) which may cause seizures, the mTOR pathway is also implicated in the pathogenesis of epilepsy in TSC. The mTOR regulates protein synthesis and multiple downstream cellular functions that may influence neuronal excitability and epileptogenesis. Overactivation of mTOR results in neuronal dysplasia, aberrant axonogenesis and dendrite formation, increased excitatory synaptic currents, reduced myelination, and disruption of the cortical laminar structure causing abnormalities in neuronal development and function. Preclinical studies in models of mTOR dysregulation in the brain demonstrated that treatment with an mTOR inhibitor such as everolimus could prolong survival, suppress seizures, prevent the development of new-onset seizures and prevent premature death. In summary, everolimus is highly active in this neuronal model of TSC, with benefit apparently attributable to effects on mTORC1 inhibition. However, the exact mechanism of action in the reduction of seizures associated with TSC is not fully elucidated.

Clinical efficacy and safety

Phase III study in patients with TSC and refractory seizures

EXIST-3 (Study CRAD001M2304), a randomised, double-blind, multicentre, three-arm, parallel-group phase III study of Votubia versus placebo as adjunctive therapy was conducted in TSC patients with refractory partial-onset seizures. In the study, partial-onset seizures were defined as all electroencephalogram (EEG)-confirmed sensory seizures or motor seizures in which a generalised onset had not been demonstrated on a past EEG. Patients were treated with concomitant and stable dose of 1 to 3 antiepileptics prior to study entry. The study consisted of three phases: an 8-week baseline observation phase; an 18-week double-blind, placebo-controlled core treatment phase (composed of titration and maintenance periods) and an extension phase of ≥ 48 weeks in which all patients received Votubia.

The study independently tested two different primary endpoints: 1) response rate defined as at least a 50% reduction from baseline in frequency of partial-onset seizures during the maintenance period of the core phase; and 2) percentage reduction from baseline in frequency of partial-onset seizures during the maintenance period of the core phase.

Secondary endpoints included seizure freedom, proportion of patients with $\geq 25\%$ seizure frequency reduction from baseline, distribution of reduction from baseline in seizure frequency ($\leq -25\%$, $> -25\%$ to $< 25\%$; $\geq 25\%$ to $< 50\%$; $\geq 50\%$ to $< 75\%$; $\geq 75\%$ to $< 100\%$; 100%), long-term evaluation of seizure frequency and overall quality of life.

A total of 366 patients were randomised in a 1:1.09:1 ratio to Votubia (n=117) low trough (LT) range (3 to 7 ng/ml), Votubia (n=130) high trough (HT) range (9 to 15 ng/ml) or placebo (n=119). The median age for the total population was 10.1 years (range: 2.2-56.3; 28.4% < 6 years, 30.9% 6 to < 12 years, 22.4% 12 to < 18 years and 18.3% > 18 years). Median duration of treatment was 18 weeks for all three arms in the core phase and 90 weeks (21 months) when considering both the core and extension phases.

At baseline, 19.4% of patients had focal seizures with retained awareness (sensory previously confirmed on EEG or motor), 45.1% had focal seizures with impaired awareness (predominantly non-motor), 69.1% had focal motor seizures (i.e. focal motor seizures with impaired awareness and/or secondary generalised seizures), and 1.6% had generalised onset seizures (previously confirmed by EEG). The median baseline seizure frequency across the treatment arms was 35, 38, and 42 seizures per 28 days for the Votubia LT, Votubia HT, and placebo groups, respectively. The majority of patients (67%) failed 5 or more antiepileptics prior to the study and 41.0% and 47.8% of patients were taking 2 and ≥ 3 antiepileptics during the study. The baseline data indicated mild to moderate mental retardation in patients 6-18 years of age (scores of 60-70 on the Adaptive Behavior Composite and Communication, Daily Living Skills, and Socialization Domain Scores).

The efficacy results for the primary endpoint are summarised in Table 5.

Table 5 **EXIST-3 – Seizure frequency response rate (primary endpoint)**

Statistic	Votubia		Placebo N=119
	LT target of 3-7 ng/ml N=117	HT target of 9-15 ng/ml N=130	
Responders – n (%)	33 (28.2)	52 (40.0)	18 (15.1)
Response rate 95% CI ^a	20.3, 37.3	31.5, 49.0	9.2, 22.8
Odds ratio (versus placebo)^b	2.21	3.93	
95% CI	1.16, 4.20	2.10, 7.32	
p-value (versus placebo) ^c	0.008	<0.001	
Statistically significant per Bonferroni-Holm procedure ^d	Yes	Yes	
Non-responders – n (%)	84 (71.8)	78 (60.0)	101 (84.9)

^a Exact 95% CI obtained using Clopper-Pearson method

^b Odds ratio and its 95% CI obtained using logistic regression stratified by age subgroup. Odds ratio >1 favours everolimus arm.

^c p-values computed from the Cochran-Mantel-Haenszel test stratified by age subgroup

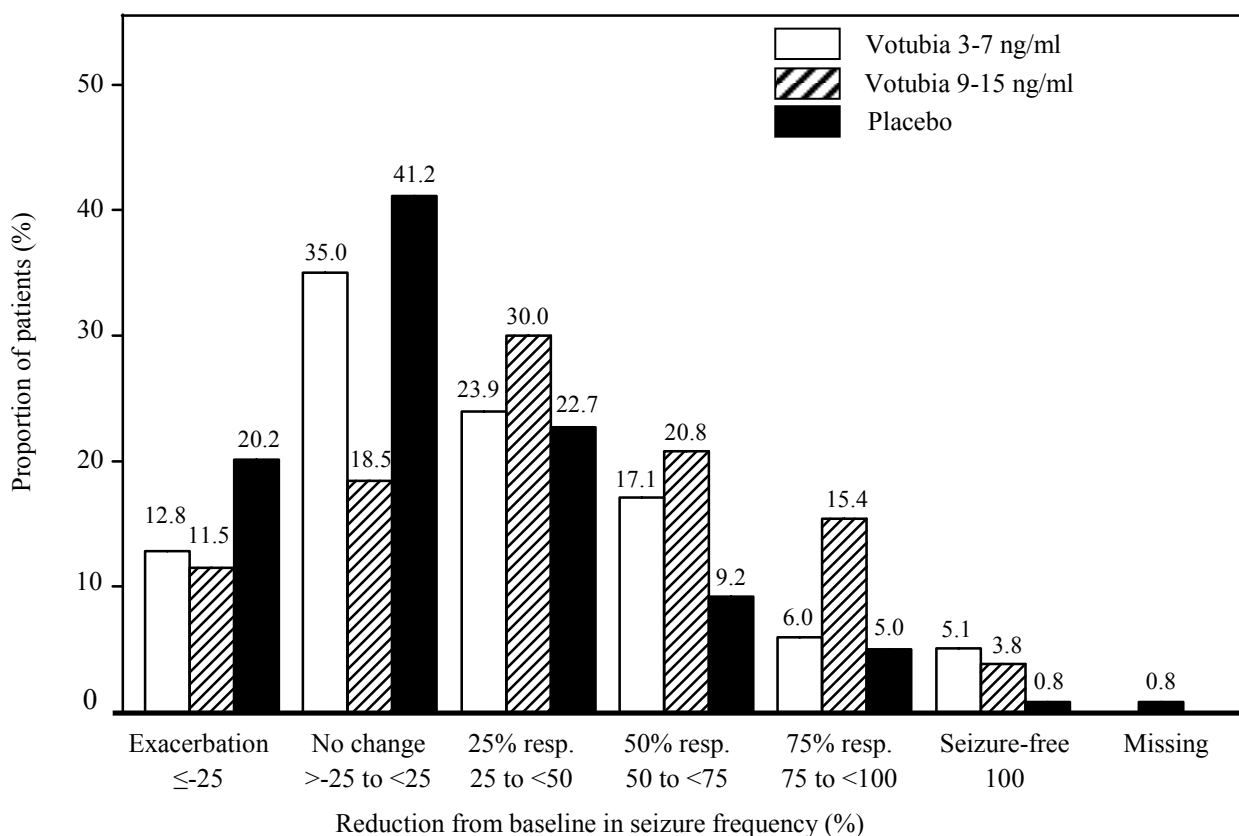
^d Family-wise error rate of 2.5% one-sided

Consistent results were found for the supportive analysis of the median percentage reduction from baseline in seizure frequency (other primary endpoint): 29.3% (95% CI: 18.8, 41.9) in the Votubia LT arm, 39.6% (95% CI: 35.0, 48.7) in the Votubia HT arm and 14.9% (95% CI: 0.1, 21.7) in the placebo arm. The p-values for superiority versus placebo were 0.003 (LT) and <0.001 (HT).

The seizure-free rate (the proportion of patients who became seizure-free during the maintenance period of the core phase) was 5.1% (95% CI: 1.9, 10.8) and 3.8% (95% CI: 1.3, 8.7) in the Votubia LT and HT arms, respectively, versus 0.8% (95% CI: 0.0, 4.6) of patients in the placebo arm.

Higher proportions of responders were evident for all response categories in the Votubia LT and HT arms relative to placebo (Figure 1). Furthermore, almost twice as many patients in the placebo arm experienced seizure exacerbation relative to the Votubia LT and HT arms.

Figure 1 EXIST-3 – Distribution of reduction from baseline in seizure frequency



A homogeneous and consistent everolimus effect was observed across all subgroups evaluated for the primary efficacy endpoints by: age categories (Table 6), gender, race and ethnicity, seizure types, seizure frequency at baseline, number and name of concomitant antiepileptics, and TSC features (angiomyolipoma, SEGA, cortical tuber status). The effect of everolimus on infantile/epileptic spasms or on seizures associated with Lennox-Gastaut syndrome has not been studied and is not established for generalised-onset seizures and subjects without cortical tubers.

Table 6 EXIST-3 – Seizure frequency response rate by age

Age category	Votubia		Placebo N=119
	LT target of 3-7 ng/ml N=117	HT target of 9-15 ng/ml N=130	
<6 years	n=33	n=37	n=34
Response rate (95% CI) ^a	30.3 (15.6, 48.7)	59.5 (42.1, 75.2)	17.6 (6.8, 34.5)
6 to <12 years	n=37	n=39	n=37
Response rate (95% CI) ^a	29.7 (15.9, 47.0)	28.2 (15.0, 44.9)	10.8 (3.0, 25.4)
12 to <18 years	n=26	n=31	n=25
Response rate (95% CI) ^a	23.1 (9.0, 43.6)	32.3 (16.7, 51.4)	16.0 (4.5, 36.1)
≥18 years^b	n=21	n=23	n=23
Response rate (95% CI) ^a	28.6 (11.3, 52.2)	39.1 (19.7, 61.5)	17.4 (5.0, 38.8)

^a Exact 95% CI obtained using Clopper-Pearson method

^b No efficacy data available in elderly patients

At the end of the core phase, overall quality of life in patients aged 2 to <11 years (as measured by the mean change from baseline in overall Quality Of Life score [total score] in the Childhood Epilepsy Questionnaire [QOLCE]) was maintained in each Votubia treatment arm as well as in the placebo arm.

Reduction in seizure frequency was sustained over an evaluation period of approximately 2 years. Based on a sensitivity analysis considering patients who prematurely discontinued everolimus as non-responders, response rates of 38.8% (95% CI: 33.7, 44.1) and 41.0% (95% CI: 34.6, 47.7) were observed at Week 54 and Week 102, respectively.

Phase III study in SEGA patients

EXIST-1 (Study CRAD001M2301), a randomised, double-blind, multicentre phase III study of Votubia versus placebo, was conducted in patients with SEGA, irrespective of age. Patients were randomised in a 2:1 ratio to receive either Votubia or matching placebo. Presence of at least one SEGA lesion ≥ 1.0 cm in longest diameter using MRI (based on local radiology assessment) was required for entry. In addition, serial radiological evidence of SEGA growth, presence of a new SEGA lesion ≥ 1 cm in longest diameter, or new or worsening hydrocephalus was required for entry.

The primary efficacy endpoint was SEGA response rate based on independent central radiology review. The analysis was stratified by use of enzyme-inducing antiepileptics at randomisation (yes/no).

Key secondary endpoints in hierarchal order of testing included the absolute change in frequency of total seizure events per 24-hour EEG from baseline to week 24, time to SEGA progression, and skin lesion response rate.

A total of 117 patients were randomised, 78 to Votubia and 39 to placebo. The two treatment arms were generally well balanced with respect to demographic and baseline disease characteristics and history of prior anti-SEGA therapies. In the total population, 57.3% of patients were male and 93.2% were Caucasian. The median age for the total population was 9.5 years (age range for the Votubia arm: 1.0 to 23.9; age range for the placebo arm: 0.8 to 26.6), 69.2% of the patients were aged 3 to <18 years and 17.1% were <3 years at enrolment.

Of the enrolled patients, 79.5% had bilateral SEGAs, 42.7% had ≥ 2 target SEGA lesions, 25.6% had inferior growth, 9.4% had evidence of deep parenchymal invasion, 6.8% had radiographic evidence of hydrocephalus, and 6.8% had undergone prior SEGA-related surgery. 94.0% had skin lesions at baseline and 37.6% had target renal angiomyolipoma lesions (at least one angiomyolipoma ≥ 1 cm in longest diameter).

The median duration of blinded study treatment was 9.6 months (range: 5.5 to 18.1) for patients receiving Votubia and 8.3 months (range: 3.2 to 18.3) for those receiving placebo.

Results showed that Votubia was superior to placebo for the primary endpoint of best overall SEGA response ($p < 0.0001$). Response rates were 34.6% (95% CI: 24.2, 46.2) for the Votubia arm compared with 0% (95% CI: 0.0, 9.0) for the placebo arm (Table 7). In addition, all 8 patients on the Votubia arm who had radiographic evidence of hydrocephalus at baseline had a decrease in ventricular volume.

Patients initially treated with placebo were allowed to cross over to everolimus at the time of SEGA progression and upon recognition that treatment with everolimus was superior to treatment with placebo. All patients receiving at least one dose of everolimus were followed until drug discontinuation or study completion. At the time of the final analysis, the median duration of exposure among all such patients was 204.9 weeks (range: 8.1 to 253.7). The best overall SEGA response rate had increased to 57.7% (95% CI: 47.9, 67.0) at the final analysis.

No patient required surgical intervention for SEGA during the entire course of the study.

Table 7 **EXIST-1 – SEGA response**

	Primary analysis ³			Final analysis ⁴
	Votubia N=78	Placebo N=39	p-value	Votubia N=111
SEGA response rate ^{1,2} - (%)	34.6	0	<0.0001	57.7
95% CI	24.2, 46.2	0.0, 9.0		47.9, 67.0
Best overall SEGA response - (%)				
Response	34.6	0		57.7
Stable disease	62.8	92.3		39.6
Progression	0	7.7		0
Not evaluable	2.6	0		2.7

¹ according to independent central radiology review

² SEGA responses were confirmed with a repeat scan. Response was defined as: $\geq 50\%$ reduction in the sum of SEGA volume relative to baseline, plus no unequivocal worsening of non-target SEGA lesions, plus absence of new SEGA ≥ 1 cm in longest diameter, plus no new or worsening hydrocephalus

³ Primary analysis for double blind period

⁴ Final analysis includes patients who crossed over from the placebo group; median duration of exposure to everolimus of 204.9 weeks

Consistent treatment effects were observed across all subgroups evaluated (i.e. enzyme-inducing antiepileptic use versus enzyme-inducing antiepileptic non-use, sex and age) at the primary analysis.

During the double-blind period, reduction of SEGA volume was evident within the initial 12 weeks of Votubia treatment: 29.7% (22/74) of patients had $\geq 50\%$ reductions in volume and 73.0% (54/74) had $\geq 30\%$ reductions in volume. Sustained reductions were evident at week 24, 41.9% (31/74) of patients had $\geq 50\%$ reductions and 78.4% (58/74) of patients had $\geq 30\%$ reductions in SEGA volume.

In the everolimus treated population (N=111) of the study, including patients who crossed over from the placebo group, tumour response, starting as early as after 12 weeks on everolimus, was sustained at later time points. The proportion of patients achieving at least 50% reductions in SEGA volume was 45.9% (45/98) and 62.1% (41/66) at weeks 96 and 192 after start of everolimus treatment. Similarly, the proportion of patients achieving at least 30% reductions in SEGA volume was 71.4% (70/98) and 77.3% (51/66) at weeks 96 and 192 after start of everolimus treatment.

Analysis of the first key secondary endpoint, change in seizure frequency, was inconclusive; thus, despite the fact that positive results were observed for the two subsequent secondary endpoints (time to SEGA progression and skin lesion response rate), they could not be declared formally statistically significant.

Median time to SEGA progression based on central radiology review was not reached in either treatment arm. Progressions were only observed in the placebo arm (15.4%; p=0.0002). Estimated progression-free rates at 6 months were 100% for the Votubia arm and 85.7% for the placebo arm. The long-term follow-up of patients randomised to everolimus and patients randomised to placebo who thereafter crossed over to everolimus demonstrated durable responses.

At the time of the primary analysis, Votubia demonstrated clinically meaningful improvements in skin lesion response ($p=0.0004$), with response rates of 41.7% (95% CI: 30.2, 53.9) for the Votubia arm and 10.5% (95% CI: 2.9, 24.8) for the placebo arm. At the final analysis, the skin lesion response rate increased to 58.1% (95% CI: 48.1, 67.7).

Phase II study in patients with SEGA

A prospective, open-label, single-arm phase II study (Study CRAD001C2485) was conducted to evaluate the safety and efficacy of Votubia in patients with SEGA. Radiological evidence of serial SEGA growth was required for entry.

Change in SEGA volume during the core 6-month treatment phase, as assessed via an independent central radiology review, was the primary efficacy endpoint. After the core treatment phase, patients could be enrolled into an extension phase where SEGA volume was assessed every 6 months.

In total, 28 patients received treatment with Votubia; median age was 11 years (range 3 to 34), 61% male, 86% Caucasian. Thirteen patients (46%) had a secondary smaller SEGA, including 12 in the contralateral ventricle.

Primary SEGA volume was reduced at month 6 compared to baseline ($p<0.001$ [see Table 8]). No patient developed new lesions, worsening hydrocephalus or increased intracranial pressure, and none required surgical resection or other therapy for SEGA.

Table 8 Change in primary SEGA volume over time

SEGA volume (cm ³)	Independent central review						
	Baseline n=28	Month 6 n=27	Month 12 n=26	Month 24 n=24	Month 36 n=23	Month 48 n=24	Month 60 n=23
Primary tumour volume							
Mean (standard deviation)	2.45 (2.813)	1.33 (1.497)	1.26 (1.526)	1.19 (1.042)	1.26 (1.298)	1.16 (0.961)	1.24 (0.959)
Median	1.74	0.93	0.84	0.94	1.12	1.02	1.17
Range	0.49 - 14.23	0.31 - 7.98	0.29 - 8.18	0.20 - 4.63	0.22 - 6.52	0.18 - 4.19	0.21 - 4.39
Reduction from baseline							
Mean (standard deviation)		1.19 (1.433)	1.07 (1.276)	1.25 (1.994)	1.41 (1.814)	1.43 (2.267)	1.44 (2.230)
Median		0.83	0.85	0.71	0.71	0.83	0.50
Range		0.06 - 6.25	0.02 - 6.05	-0.55 - 9.60	0.15 - 7.71	0.00 - 10.96	-0.74 - 9.84
Percentage reduction from baseline, n (%)							
≥50%		9 (33.3)	9 (34.6)	12 (50.0)	10 (43.5)	14 (58.3)	12 (52.2)
≥30%		21 (77.8)	20 (76.9)	19 (79.2)	18 (78.3)	19 (79.2)	14 (60.9)
>0%		27 (100.0)	26 (100.0)	23 (95.8)	23 (100.0)	23 (95.8)	21 (91.3)
No change		0	0	0	0	1 (4.2)	0
Increase		0	0	1 (4.2)	0	0	2 (8.7)

The robustness and consistency of the primary analysis were supported by the:

- change in primary SEGA volume as per local investigator assessment ($p < 0.001$), with 75.0% and 39.3% of patients experiencing reductions of $\geq 30\%$ and $\geq 50\%$, respectively
- change in total SEGA volume as per independent central review ($p < 0.001$) or local investigator assessment ($p < 0.001$).

One patient met the pre-specified criteria for treatment success ($>75\%$ reduction in SEGA volume) and was temporarily taken off trial therapy; however, SEGA re-growth was evident at the next assessment at 4.5 months and treatment was restarted.

Long-term follow-up to a median duration of 67.8 months (range: 4.7 to 83.2) demonstrated sustained efficacy.

Other studies

Stomatitis is the most commonly reported adverse reaction in patients treated with Votubia (see sections 4.4 and 4.8). In a post-marketing single-arm study in postmenopausal women with advanced breast cancer ($N=92$), topical treatment with dexamethasone 0.5 mg/5 ml alcohol-free oral solution was administered as a mouthwash (4 times daily for the initial 8 weeks of treatment) to patients at the time of initiating treatment with Afinitor (everolimus, 10 mg/day) plus exemestane (25 mg/day) to reduce the incidence and severity of stomatitis. The incidence of Grade ≥ 2 stomatitis at 8 weeks was 2.4% ($n=2/85$ evaluable patients) which was lower than historically reported. The incidence of Grade 1 stomatitis was 18.8% ($n=16/85$) and no cases of Grade 3 or 4 stomatitis were reported. The overall safety profile in this study was consistent with that established for everolimus in the oncology and TSC settings, with the exception of a slightly increased frequency of oral candidiasis which was reported in 2.2% ($n=2/92$) of patients.

Paediatric population

The European Medicines Agency has waived the obligation to submit the results of studies with Votubia in all subsets of the paediatric population in angiomyolipoma (see section 4.2 for information on paediatric use).

The European Medicines Agency has deferred the obligation to submit the results of studies with Votubia in one or more subsets of the paediatric population in refractory epilepsy associated with tuberous sclerosis complex (see section 4.2 for information on paediatric use).

5.2 Pharmacokinetic properties

Absorption

In patients with advanced solid tumours, peak everolimus concentrations (C_{\max}) are reached at a median time of 1 hour after daily administration of 5 and 10 mg everolimus under fasting conditions or with a light fat-free snack. C_{\max} is dose-proportional between 5 and 10 mg. Everolimus is a substrate and moderate inhibitor of Pgp.

Food effect

In healthy subjects, high fat meals reduced systemic exposure to Votubia 10 mg tablets (as measured by AUC) by 22% and the peak blood concentration C_{\max} by 54%. Light fat meals reduced AUC by 32% and C_{\max} by 42%.

In healthy subjects taking a single 9 mg dose (3 x 3 mg) of Votubia dispersible tablets in suspension, high fat meals reduced AUC by 11.7% and the peak blood concentration C_{\max} by 59.8%. Light fat meals reduced AUC by 29.5% and C_{\max} by 50.2%.

Food, however, had no apparent effect on the post absorption phase concentration-time profile 24 hours post-dose of either dosage form.

Relative bioavailability/bioequivalence

In a relative bioavailability study, $AUC_{0-\text{inf}}$ of 5 x 1 mg everolimus tablets when administered as suspension in water was equivalent to 5 x 1 mg everolimus tablets administered as intact tablets, and C_{max} of 5 x 1 mg everolimus tablets in suspension was 72% of 5 x 1 mg intact everolimus tablets.

In a bioequivalence study, $AUC_{0-\text{inf}}$ of the 5 mg dispersible tablet when administered as suspension in water was equivalent to 5 x 1 mg intact everolimus tablets, and C_{max} of the 5 mg dispersible tablet in suspension was 64% of 5 x 1 mg intact everolimus tablets.

Distribution

The blood-to-plasma ratio of everolimus, which is concentration-dependent over the range of 5 to 5,000 ng/ml, is 17% to 73%. Approximately 20% of the everolimus concentration in whole blood is confined to plasma of cancer patients given Votubia 10 mg/day. Plasma protein binding is approximately 74% both in healthy subjects and in patients with moderate hepatic impairment. In patients with advanced solid tumours, V_d was 191 l for the apparent central compartment and 517 l for the apparent peripheral compartment.

Nonclinical studies in rats indicate:

- A rapid uptake of everolimus in the brain followed by a slow efflux.
- The radioactive metabolites of [3H]everolimus do not significantly cross the blood-brain barrier.
- A dose-dependent brain penetration of everolimus, which is consistent with the hypothesis of saturation of an efflux pump present in the brain capillary endothelial cells.
- The co-administration of the Pgp inhibitor, cyclosporine, enhances the exposure of everolimus in the brain cortex, which is consistent with the inhibition of Pgp at the blood-brain barrier.

There are no clinical data on the distribution of everolimus in the human brain. Non-clinical studies in rats demonstrated distribution into the brain following administration by both the intravenous and oral routes.

Biotransformation

Everolimus is a substrate of CYP3A4 and Pgp. Following oral administration, everolimus is the main circulating component in human blood. Six main metabolites of everolimus have been detected in human blood, including three monohydroxylated metabolites, two hydrolytic ring-opened products, and a phosphatidylcholine conjugate of everolimus. These metabolites were also identified in animal species used in toxicity studies, and showed approximately 100 times less activity than everolimus itself. Hence, everolimus is considered to contribute the majority of the overall pharmacological activity.

Elimination

Mean CL/F of everolimus after 10 mg daily dose in patients with advanced solid tumours was 24.5 l/h. The mean elimination half-life of everolimus is approximately 30 hours.

No specific excretion studies have been undertaken in cancer patients; however, data are available from the studies in transplant patients. Following the administration of a single dose of radiolabelled everolimus in conjunction with ciclosporin, 80% of the radioactivity was recovered from the faeces, while 5% was excreted in the urine. The parent substance was not detected in urine or faeces.

Steady-state pharmacokinetics

After administration of everolimus in patients with advanced solid tumours, steady-state $AUC_{0-\tau}$ was dose-proportional over the range of 5 to 10 mg daily dose. Steady-state was achieved within 2 weeks. C_{max} is dose-proportional between 5 and 10 mg. t_{max} occurs at 1 to 2 hours post-dose. There was a significant correlation between $AUC_{0-\tau}$ and pre-dose trough concentration at steady-state.

Special populations

Hepatic impairment

The safety, tolerability and pharmacokinetics of Votubia were evaluated in two single oral dose studies of Votubia tablets in 8 and 34 adult subjects with impaired hepatic function relative to subjects with normal hepatic function.

In the first study, the average AUC of everolimus in 8 subjects with moderate hepatic impairment (Child-Pugh B) was twice that found in 8 subjects with normal hepatic function.

In the second study of 34 subjects with different impaired hepatic function compared to normal subjects, there was a 1.6-fold, 3.3-fold and 3.6-fold increase in exposure (i.e. AUC_{0-inf}) for subjects with mild (Child-Pugh A), moderate (Child-Pugh B) and severe (Child-Pugh C) hepatic impairment, respectively.

Simulations of multiple dose pharmacokinetics support the dosing recommendations in subjects with hepatic impairment based on their Child-Pugh status.

Based on the results of the two studies, dose adjustment is recommended for patients with hepatic impairment (see sections 4.2 and 4.4).

Renal impairment

In a population pharmacokinetic analysis of 170 patients with advanced solid tumours, no significant influence of creatinine clearance (25-178 ml/min) was detected on CL/F of everolimus.

Post-transplant renal impairment (creatinine clearance range 11-107 ml/min) did not affect the pharmacokinetics of everolimus in transplant patients.

Paediatric population

In patients with SEGA, everolimus C_{min} was approximately dose-proportional within the dose range from 1.35 mg/m² to 14.4 mg/m².

In patients with SEGA, the geometric mean C_{min} values normalised to mg/m² dose in patients aged <10 years and 10-18 years were lower by 54% and 40%, respectively, than those observed in adults (>18 years of age), suggesting that everolimus clearance was higher in younger patients. Limited data in patients <3 years of age (n=13) indicate that BSA-normalised clearance is about two-fold higher in patients with low BSA (BSA of 0.556 m²) than in adults. Therefore it is assumed that steady-state could be reached earlier in patients <3 years of age (see section 4.2 for dosing recommendations).

The pharmacokinetics of everolimus have not been studied in patients younger than 1 year of age. It is reported, however, that CYP3A4 activity is reduced at birth and increases during the first year of life, which could affect the clearance in this patient population.

A population pharmacokinetic analysis including 111 patients with SEGA who ranged from 1.0 to 27.4 years (including 18 patients 1 to less than 3 years of age with BSA 0.42 m² to 0.74 m²) showed that BSA-normalised clearance is in general higher in younger patients. Population pharmacokinetic model simulations showed that a starting dose of 7 mg/m² would be necessary to attain C_{min} within the 5 to 15 ng/ml range in patients younger than 3 years of age. A higher starting dose of 7 mg/m² is therefore recommended for patients 1 to less than 3 years of age with SEGA (see section 4.2).

In patients with TSC and refractory seizures receiving Votubia dispersible tablets, a trend was observed toward lower C_{\min} normalised to dose (as mg/m^2) in younger patients. Median C_{\min} normalised to mg/m^2 dose was lower for the younger age groups, indicating that everolimus clearance (normalised to body surface area) was higher in younger patients.

Elderly

In a population pharmacokinetic evaluation in cancer patients, no significant influence of age (27-85 years) on oral clearance of everolimus was detected.

Ethnicity

Oral clearance (CL/F) is similar in Japanese and Caucasian cancer patients with similar liver functions. Based on analysis of population pharmacokinetics, oral clearance (CL/F) is on average 20% higher in black transplant patients.

Pharmacokinetic/pharmacodynamic relationship(s)

In patients with TSC and refractory seizures, a conditional logistic regression analysis based on the core phase of Study CRAD001M2304 to estimate the probability of seizure response versus Time Normalized(TN)- C_{\min} stratified by age sub-group, indicated that a 2-fold increase in $\text{TN}-C_{\min}$ was associated with a 2.172-fold increase (95% CI: 1.339, 3.524) in the odds for a seizure response over the observed $\text{TN}-C_{\min}$ ranges of 0.97 ng/ml to 16.40 ng/ml. Baseline seizure frequency was a significant factor in the seizure response (with an odds ratio of 0.978 [95% CI: 0.959, 0.998]). This outcome was consistent with the results of a linear regression model predicting the log of absolute seizure frequency during the maintenance period of the core phase, which indicated that for a 2-fold increase in $\text{TN}-C_{\min}$ there was a statistically significant 28% reduction (95% CI: 12%, 42%) in absolute seizure frequency. Baseline seizure frequency and $\text{TN}-C_{\min}$ were both significant factors ($\alpha=0.05$) in predicting the absolute seizure frequency in the linear regression model.

5.3 Preclinical safety data

The non-clinical safety profile of everolimus was assessed in mice, rats, minipigs, monkeys and rabbits. The major target organs were male and female reproductive systems (testicular tubular degeneration, reduced sperm content in epididymides and uterine atrophy) in several species; lungs (increased alveolar macrophages) in rats and mice; pancreas (degranulation and vacuolation of exocrine cells in monkeys and minipigs, respectively, and degeneration of islet cells in monkeys), and eyes (lenticular anterior suture line opacities) in rats only. Minor kidney changes were seen in the rat (exacerbation of age-related lipofuscin in tubular epithelium, increases in hydronephrosis) and mouse (exacerbation of background lesions). There was no indication of kidney toxicity in monkeys or minipigs.

Everolimus appeared to spontaneously exacerbate background diseases (chronic myocarditis in rats, coxsackie virus infection of plasma and heart in monkeys, coccidian infestation of the gastrointestinal tract in minipigs, skin lesions in mice and monkeys). These findings were generally observed at systemic exposure levels within the range of therapeutic exposure or above, with the exception of the findings in rats, which occurred below therapeutic exposure due to a high tissue distribution.

In a male fertility study in rats, testicular morphology was affected at 0.5 mg/kg and above, and sperm motility, sperm head count, and plasma testosterone levels were diminished at 5 mg/kg, which is within the range of therapeutic exposure and which caused a reduction in male fertility. There was evidence of reversibility.

In animal reproductive studies female fertility was not affected. However, oral doses of everolimus in female rats at ≥ 0.1 mg/kg (approximately 4% of the $\text{AUC}_{0-24\text{h}}$ in patients receiving the 10 mg daily dose) resulted in increases in pre-implantation loss.

Everolimus crossed the placenta and was toxic to the foetus. In rats, everolimus caused embryo/foetotoxicity at systemic exposure below the therapeutic level. This was manifested as mortality and reduced foetal weight. The incidence of skeletal variations and malformations (e.g. sternal cleft) was increased at 0.3 and 0.9 mg/kg. In rabbits, embryotoxicity was evident in an increase in late resorptions.

In juvenile rat toxicity studies, systemic toxicity included decreased body weight gain, food consumption, and delayed attainment of some developmental landmarks, with full or partial recovery after cessation of dosing. With the possible exception of the rat-specific lens finding (where young animals appeared to be more susceptible), it appears that there is no significant difference in the sensitivity of juvenile animals to the adverse reactions of everolimus as compared to adult animals. Toxicity study with juvenile monkeys did not show any relevant toxicity.

Genotoxicity studies covering relevant genotoxicity endpoints showed no evidence of clastogenic or mutagenic activity. Administration of everolimus for up to 2 years did not indicate any oncogenic potential in mice and rats up to the highest doses, corresponding respectively to 4.3 and 0.2 times the estimated clinical exposure.

6. PHARMACEUTICAL PARTICULARS

6.1 List of excipients

Butylated hydroxytoluene (E321)
Magnesium stearate
Lactose monohydrate
Hyromellose
Crospovidone type A
Mannitol
Cellulose microcrystalline
Silica colloidal anhydrous

6.2 Incompatibilities

Not applicable.

6.3 Shelf life

Votubia 1 mg dispersible tablets

2 years.

Votubia 2 mg dispersible tablets

3 years.

Votubia 3 mg dispersible tablets

3 years.

Votubia 5 mg dispersible tablets

3 years.

The stability of the ready to use suspension has been demonstrated for 30 minutes when using an oral syringe or 60 minutes when using a small glass. The suspension must be administered immediately after preparation. If not administered within 30 minutes of preparation when using an oral syringe or 60 minutes when using a small glass, the suspension must be discarded and a new suspension must be prepared.

6.4 Special precautions for storage

This medicinal product does not require any special temperature storage conditions. Store in the original package in order to protect from light and moisture.

6.5 Nature and contents of container

Aluminium/polyamide/aluminium/PVC perforated unit-dose blister containing 10 x 1 dispersible tablets.

Votubia 1 mg dispersible tablets

Packs containing 30 x 1 dispersible tablets.

Votubia 2 mg dispersible tablets

Packs containing 10 x 1, 30 x 1 or 100 x 1 dispersible tablets.

Votubia 3 mg dispersible tablets

Packs containing 30 x 1 or 100 x 1 dispersible tablets

Votubia 5 mg dispersible tablets

Packs containing 30 x 1 or 100 x 1 dispersible tablets

Not all pack sizes may be marketed.

6.6 Special precautions for disposal and other handling

Instructions for use and handling

Using an oral syringe

The prescribed dose of Votubia dispersible tablets should be placed in a 10 ml oral dosing syringe graduated in 1 ml increments. A total of 10 mg of Votubia dispersible tablets per syringe using a maximum of 5 dispersible tablets must not be exceeded. If a higher dose or number of tablets is required, an additional syringe must be prepared. The dispersible tablets must not be broken or crushed. Approximately 5 ml of water and 4 ml of air should be drawn into the syringe. The filled syringe should be placed into a container (with the tip pointing up) for 3 minutes, until the Votubia dispersible tablets are in suspension. The syringe should be gently inverted 5 times immediately prior to administration. After administration of the prepared suspension, approximately 5 ml of water and 4 ml of air should be drawn into the same syringe, and the contents should be swirled to suspend remaining particles. The entire contents of the syringe should be administered.

Using a small glass

The prescribed dose of Votubia dispersible tablets should be placed in a small glass (maximum size 100 ml) containing approximately 25 ml of water. A total of 10 mg of Votubia dispersible tablets per glass using a maximum of 5 dispersible tablets must not be exceeded. If a higher dose or number of tablets is required, an additional glass must be prepared. The dispersible tablets must not be broken or crushed. Three minutes must be allowed for suspension to occur. The contents should be gently stirred with a spoon and then administered immediately. After administration of the prepared suspension, 25 ml of water should be added and be stirred with the same spoon to re-suspend any remaining particles. The entire contents of the glass should be administered.

A complete and illustrated set of instructions for use is provided at the end of the package leaflet "Instructions for use".

Important information for caregivers

The extent of absorption of everolimus through topical exposure is not known. Therefore caregivers are advised to avoid contact with the suspension. Hands should be washed thoroughly before and after preparation of the suspension.

Disposal

Any unused medicinal product or waste material should be disposed of in accordance with local requirements.

7. MARKETING AUTHORISATION HOLDER

Novartis Europharm Limited
Vista Building
Elm Park, Merrion Road
Dublin 4
Ireland

8. MARKETING AUTHORISATION NUMBER(S)

Votubia 1 mg dispersible tablets

EU/1/11/710/016

Votubia 2 mg dispersible tablets

EU/1/11/710/009-011

Votubia 3 mg dispersible tablets

EU/1/11/710/012-013

Votubia 5 mg dispersible tablets

EU/1/11/710/014-015

9. DATE OF FIRST AUTHORISATION/RENEWAL OF THE AUTHORISATION

Date of first authorisation: 02 September 2011

Date of latest renewal: 28 July 2015

10. DATE OF REVISION OF THE TEXT

Detailed information on this medicinal product is available on the website of the European Medicines Agency <http://www.ema.europa.eu>

ANNEX II

- A. MANUFACTURER RESPONSIBLE FOR BATCH RELEASE**
- B. CONDITIONS OR RESTRICTIONS REGARDING SUPPLY AND USE**
- C. OTHER CONDITIONS AND REQUIREMENTS OF THE MARKETING AUTHORISATION**
- D. CONDITIONS OR RESTRICTIONS WITH REGARD TO THE SAFE AND EFFECTIVE USE OF THE MEDICINAL PRODUCT**

A. MANUFACTURER RESPONSIBLE FOR BATCH RELEASE

Name and address of the manufacturer responsible for batch release

Novartis Pharma GmbH
Roonstrasse 25
D-90429 Nuremberg
Germany

B. CONDITIONS OR RESTRICTIONS REGARDING SUPPLY AND USE

Medicinal product subject to restricted medical prescription (see Annex I: Summary of Product Characteristics, section 4.2).

C. OTHER CONDITIONS AND REQUIREMENTS OF THE MARKETING AUTHORISATION

• Periodic Safety Update Reports

The requirements for submission of periodic safety update reports for this medicinal product are set out in the list of Union reference dates (EURD list) provided for under Article 107c(7) of Directive 2001/83/EC and any subsequent updates published on the European medicines web-portal.

D. CONDITIONS OR RESTRICTIONS WITH REGARD TO THE SAFE AND EFFECTIVE USE OF THE MEDICINAL PRODUCT

• Risk Management Plan (RMP)

The MAH shall perform the required pharmacovigilance activities and interventions detailed in the agreed RMP presented in Module 1.8.2 of the Marketing Authorisation and any agreed subsequent updates of the RMP.

An updated RMP should be submitted:

- At the request of the European Medicines Agency;
- Whenever the risk management system is modified, especially as the result of new information being received that may lead to a significant change to the benefit/risk profile or as the result of an important (pharmacovigilance or risk minimisation) milestone being reached.

ANNEX III
LABELLING AND PACKAGE LEAFLET

A. LABELLING

PARTICULARS TO APPEAR ON THE OUTER PACKAGING

CARTON

1. NAME OF THE MEDICINAL PRODUCT

Votubia 2.5 mg tablets
everolimus

2. STATEMENT OF ACTIVE SUBSTANCE(S)

Each tablet contains 2.5 mg everolimus.

3. LIST OF EXCIPIENTS

Contains lactose. See leaflet for further information.

4. PHARMACEUTICAL FORM AND CONTENTS

Tablet

10 x 1 tablets
30 x 1 tablets
100 x 1 tablets

5. METHOD AND ROUTE(S) OF ADMINISTRATION

Read the package leaflet before use.
Oral use

6. SPECIAL WARNING THAT THE MEDICINAL PRODUCT MUST BE STORED OUT OF THE SIGHT AND REACH OF CHILDREN

Keep out of the sight and reach of children.

7. OTHER SPECIAL WARNING(S), IF NECESSARY

8. EXPIRY DATE

EXP

9. SPECIAL STORAGE CONDITIONS

Do not store above 25°C. Store in the original package in order to protect from light and moisture.

10. SPECIAL PRECAUTIONS FOR DISPOSAL OF UNUSED MEDICINAL PRODUCTS OR WASTE MATERIALS DERIVED FROM SUCH MEDICINAL PRODUCTS, IF APPROPRIATE**11. NAME AND ADDRESS OF THE MARKETING AUTHORISATION HOLDER**

Novartis Europharm Limited
Vista Building
Elm Park, Merrion Road
Dublin 4
Ireland

12. MARKETING AUTHORISATION NUMBER(S)

EU/1/11/710/001	10 x 1 tablets
EU/1/11/710/002	30 x 1 tablets
EU/1/11/710/003	100 x 1 tablets

13. BATCH NUMBER

Lot

14. GENERAL CLASSIFICATION FOR SUPPLY**15. INSTRUCTIONS ON USE****16. INFORMATION IN BRAILLE**

Votubia 2.5 mg tablets

17. UNIQUE IDENTIFIER – 2D BARCODE

2D barcode carrying the unique identifier included.

18. UNIQUE IDENTIFIER - HUMAN READABLE DATA

PC:
SN:
NN:

MINIMUM PARTICULARS TO APPEAR ON BLISTERS OR STRIPS

BLISTER

1. NAME OF THE MEDICINAL PRODUCT

Votubia 2.5 mg tablets
everolimus

2. NAME OF THE MARKETING AUTHORISATION HOLDER

Novartis Europharm Limited

3. EXPIRY DATE

EXP

4. BATCH NUMBER

Lot

5. OTHER

PARTICULARS TO APPEAR ON THE OUTER PACKAGING

CARTON

1. NAME OF THE MEDICINAL PRODUCT

Votubia 5 mg tablets
everolimus

2. STATEMENT OF ACTIVE SUBSTANCE(S)

Each tablet contains 5 mg everolimus.

3. LIST OF EXCIPIENTS

Contains lactose. See leaflet for further information.

4. PHARMACEUTICAL FORM AND CONTENTS

Tablet

30 x 1 tablets
100 x 1 tablets

5. METHOD AND ROUTE(S) OF ADMINISTRATION

Read the package leaflet before use.
Oral use

6. SPECIAL WARNING THAT THE MEDICINAL PRODUCT MUST BE STORED OUT OF THE SIGHT AND REACH OF CHILDREN

Keep out of the sight and reach of children.

7. OTHER SPECIAL WARNING(S), IF NECESSARY

8. EXPIRY DATE

EXP

9. SPECIAL STORAGE CONDITIONS

Do not store above 25°C. Store in the original package in order to protect from light and moisture.

10. SPECIAL PRECAUTIONS FOR DISPOSAL OF UNUSED MEDICINAL PRODUCTS OR WASTE MATERIALS DERIVED FROM SUCH MEDICINAL PRODUCTS, IF APPROPRIATE

11. NAME AND ADDRESS OF THE MARKETING AUTHORISATION HOLDER

Novartis Europharm Limited
Vista Building
Elm Park, Merrion Road
Dublin 4
Ireland

12. MARKETING AUTHORISATION NUMBER(S)

EU/1/11/710/004	30 x 1 tablets
EU/1/11/710/005	100 x 1 tablets

13. BATCH NUMBER

Lot

14. GENERAL CLASSIFICATION FOR SUPPLY

15. INSTRUCTIONS ON USE

16. INFORMATION IN BRAILLE

Votubia 5 mg tablets

17. UNIQUE IDENTIFIER – 2D BARCODE

2D barcode carrying the unique identifier included.

18. UNIQUE IDENTIFIER - HUMAN READABLE DATA

PC:
SN:
NN:

MINIMUM PARTICULARS TO APPEAR ON BLISTERS OR STRIPS

BLISTER

1. NAME OF THE MEDICINAL PRODUCT

Votubia 5 mg tablets
everolimus

2. NAME OF THE MARKETING AUTHORISATION HOLDER

Novartis Europharm Limited

3. EXPIRY DATE

EXP

4. BATCH NUMBER

Lot

5. OTHER

PARTICULARS TO APPEAR ON THE OUTER PACKAGING

CARTON

1. NAME OF THE MEDICINAL PRODUCT

Votubia 10 mg tablets
everolimus

2. STATEMENT OF ACTIVE SUBSTANCE(S)

Each tablet contains 10 mg everolimus.

3. LIST OF EXCIPIENTS

Contains lactose. See leaflet for further information.

4. PHARMACEUTICAL FORM AND CONTENTS

Tablet

10 x 1 tablets
30 x 1 tablets
100 x 1 tablets

5. METHOD AND ROUTE(S) OF ADMINISTRATION

Read the package leaflet before use.
Oral use

6. SPECIAL WARNING THAT THE MEDICINAL PRODUCT MUST BE STORED OUT OF THE SIGHT AND REACH OF CHILDREN

Keep out of the sight and reach of children.

7. OTHER SPECIAL WARNING(S), IF NECESSARY

8. EXPIRY DATE

EXP

9. SPECIAL STORAGE CONDITIONS

Do not store above 25°C. Store in the original package in order to protect from light and moisture.

10. SPECIAL PRECAUTIONS FOR DISPOSAL OF UNUSED MEDICINAL PRODUCTS OR WASTE MATERIALS DERIVED FROM SUCH MEDICINAL PRODUCTS, IF APPROPRIATE**11. NAME AND ADDRESS OF THE MARKETING AUTHORISATION HOLDER**

Novartis Europharm Limited
Vista Building
Elm Park, Merrion Road
Dublin 4
Ireland

12. MARKETING AUTHORISATION NUMBER(S)

EU/1/11/710/006	30 x 1 tablets
EU/1/11/710/007	100 x 1 tablets
EU/1/11/710/008	10 x 1 tablets

13. BATCH NUMBER

Lot

14. GENERAL CLASSIFICATION FOR SUPPLY**15. INSTRUCTIONS ON USE****16. INFORMATION IN BRAILLE**

Votubia 10 mg tablets

17. UNIQUE IDENTIFIER – 2D BARCODE

2D barcode carrying the unique identifier included.

18. UNIQUE IDENTIFIER - HUMAN READABLE DATA

PC:
SN:
NN:

MINIMUM PARTICULARS TO APPEAR ON BLISTERS OR STRIPS

BLISTER

1. NAME OF THE MEDICINAL PRODUCT

Votubia 10 mg tablets
everolimus

2. NAME OF THE MARKETING AUTHORISATION HOLDER

Novartis Europharm Limited

3. EXPIRY DATE

EXP

4. BATCH NUMBER

Lot

5. OTHER

PARTICULARS TO APPEAR ON THE OUTER PACKAGING

CARTON

1. NAME OF THE MEDICINAL PRODUCT

Votubia 1 mg dispersible tablets
everolimus

2. STATEMENT OF ACTIVE SUBSTANCE(S)

Each dispersible tablet contains 1 mg everolimus.

3. LIST OF EXCIPIENTS

Contains lactose. See leaflet for further information.

4. PHARMACEUTICAL FORM AND CONTENTS

Dispersible tablet

30 x 1 dispersible tablets

5. METHOD AND ROUTE(S) OF ADMINISTRATION

Read the package leaflet before use.

The tablets must be dispersed in water before administration.

Oral use

6. SPECIAL WARNING THAT THE MEDICINAL PRODUCT MUST BE STORED OUT OF THE SIGHT AND REACH OF CHILDREN

Keep out of the sight and reach of children.

7. OTHER SPECIAL WARNING(S), IF NECESSARY

8. EXPIRY DATE

EXP

9. SPECIAL STORAGE CONDITIONS

Store in the original package in order to protect from light and moisture.

10. SPECIAL PRECAUTIONS FOR DISPOSAL OF UNUSED MEDICINAL PRODUCTS OR WASTE MATERIALS DERIVED FROM SUCH MEDICINAL PRODUCTS, IF APPROPRIATE**11. NAME AND ADDRESS OF THE MARKETING AUTHORISATION HOLDER**

Novartis Europharm Limited
Vista Building
Elm Park, Merrion Road
Dublin 4
Ireland

12. MARKETING AUTHORISATION NUMBER(S)

EU/1/11/710/016 30 x 1 dispersible tablets

13. BATCH NUMBER

Lot

14. GENERAL CLASSIFICATION FOR SUPPLY**15. INSTRUCTIONS ON USE****16. INFORMATION IN BRAILLE**

Votubia 1 mg dispersible tablets, abbreviated form accepted, if required for technical reasons

17. UNIQUE IDENTIFIER – 2D BARCODE

2D barcode carrying the unique identifier included.

18. UNIQUE IDENTIFIER - HUMAN READABLE DATA

PC:
SN:
NN:

MINIMUM PARTICULARS TO APPEAR ON BLISTERS OR STRIPS

BLISTER

1. NAME OF THE MEDICINAL PRODUCT

Votubia 1 mg dispersible tablets
everolimus

2. NAME OF THE MARKETING AUTHORISATION HOLDER

Novartis Europharm Limited

3. EXPIRY DATE

EXP

4. BATCH NUMBER

Lot

5. OTHER

PARTICULARS TO APPEAR ON THE OUTER PACKAGING

CARTON

1. NAME OF THE MEDICINAL PRODUCT

Votubia 2 mg dispersible tablets
everolimus

2. STATEMENT OF ACTIVE SUBSTANCE(S)

Each dispersible tablet contains 2 mg everolimus.

3. LIST OF EXCIPIENTS

Contains lactose. See leaflet for further information.

4. PHARMACEUTICAL FORM AND CONTENTS

Dispersible tablet

10 x 1 dispersible tablets
30 x 1 dispersible tablets
100 x 1 dispersible tablets

5. METHOD AND ROUTE(S) OF ADMINISTRATION

Read the package leaflet before use.
The tablets must be dispersed in water before administration.
Oral use

6. SPECIAL WARNING THAT THE MEDICINAL PRODUCT MUST BE STORED OUT OF THE SIGHT AND REACH OF CHILDREN

Keep out of the sight and reach of children.

7. OTHER SPECIAL WARNING(S), IF NECESSARY

8. EXPIRY DATE

EXP

9. SPECIAL STORAGE CONDITIONS

Store in the original package in order to protect from light and moisture.

10. SPECIAL PRECAUTIONS FOR DISPOSAL OF UNUSED MEDICINAL PRODUCTS OR WASTE MATERIALS DERIVED FROM SUCH MEDICINAL PRODUCTS, IF APPROPRIATE**11. NAME AND ADDRESS OF THE MARKETING AUTHORISATION HOLDER**

Novartis Europharm Limited
Vista Building
Elm Park, Merrion Road
Dublin 4
Ireland

12. MARKETING AUTHORISATION NUMBER(S)

EU/1/11/710/009	10 x 1 dispersible tablets
EU/1/11/710/010	30 x 1 dispersible tablets
EU/1/11/710/011	100 x 1 dispersible tablets

13. BATCH NUMBER

Lot

14. GENERAL CLASSIFICATION FOR SUPPLY**15. INSTRUCTIONS ON USE****16. INFORMATION IN BRAILLE**

Votubia 2 mg dispersible tablets, abbreviated form accepted, if required for technical reasons

17. UNIQUE IDENTIFIER – 2D BARCODE

2D barcode carrying the unique identifier included.

18. UNIQUE IDENTIFIER - HUMAN READABLE DATA

PC:
SN:
NN:

MINIMUM PARTICULARS TO APPEAR ON BLISTERS OR STRIPS

BLISTER

1. NAME OF THE MEDICINAL PRODUCT

Votubia 2 mg dispersible tablets
everolimus

2. NAME OF THE MARKETING AUTHORISATION HOLDER

Novartis Europharm Limited

3. EXPIRY DATE

EXP

4. BATCH NUMBER

Lot

5. OTHER

PARTICULARS TO APPEAR ON THE OUTER PACKAGING

CARTON

1. NAME OF THE MEDICINAL PRODUCT

Votubia 3 mg dispersible tablets
everolimus

2. STATEMENT OF ACTIVE SUBSTANCE(S)

Each dispersible tablet contains 3 mg everolimus.

3. LIST OF EXCIPIENTS

Contains lactose. See leaflet for further information.

4. PHARMACEUTICAL FORM AND CONTENTS

Dispersible tablet

30 x 1 dispersible tablets
100 x 1 dispersible tablets

5. METHOD AND ROUTE(S) OF ADMINISTRATION

Read the package leaflet before use.
The tablets must be dispersed in water before administration.
Oral use

6. SPECIAL WARNING THAT THE MEDICINAL PRODUCT MUST BE STORED OUT OF THE SIGHT AND REACH OF CHILDREN

Keep out of the sight and reach of children.

7. OTHER SPECIAL WARNING(S), IF NECESSARY

8. EXPIRY DATE

EXP

9. SPECIAL STORAGE CONDITIONS

Store in the original package in order to protect from light and moisture.

10. SPECIAL PRECAUTIONS FOR DISPOSAL OF UNUSED MEDICINAL PRODUCTS OR WASTE MATERIALS DERIVED FROM SUCH MEDICINAL PRODUCTS, IF APPROPRIATE**11. NAME AND ADDRESS OF THE MARKETING AUTHORISATION HOLDER**

Novartis Europharm Limited
Vista Building
Elm Park, Merrion Road
Dublin 4
Ireland

12. MARKETING AUTHORISATION NUMBER(S)

EU/1/11/710/012	30 x 1 dispersible tablets
EU/1/11/710/013	100 x 1 dispersible tablets

13. BATCH NUMBER

Lot

14. GENERAL CLASSIFICATION FOR SUPPLY**15. INSTRUCTIONS ON USE****16. INFORMATION IN BRAILLE**

Votubia 3 mg dispersible tablets, abbreviated form accepted, if required for technical reasons

17. UNIQUE IDENTIFIER – 2D BARCODE

2D barcode carrying the unique identifier included.

18. UNIQUE IDENTIFIER - HUMAN READABLE DATA

PC:
SN:
NN:

MINIMUM PARTICULARS TO APPEAR ON BLISTERS OR STRIPS

BLISTER

1. NAME OF THE MEDICINAL PRODUCT

Votubia 3 mg dispersible tablets
everolimus

2. NAME OF THE MARKETING AUTHORISATION HOLDER

Novartis Europharm Limited

3. EXPIRY DATE

EXP

4. BATCH NUMBER

Lot

5. OTHER

PARTICULARS TO APPEAR ON THE OUTER PACKAGING

CARTON

1. NAME OF THE MEDICINAL PRODUCT

Votubia 5 mg dispersible tablets
everolimus

2. STATEMENT OF ACTIVE SUBSTANCE(S)

Each dispersible tablet contains 5 mg everolimus.

3. LIST OF EXCIPIENTS

Contains lactose. See leaflet for further information.

4. PHARMACEUTICAL FORM AND CONTENTS

Dispersible tablet

30 x 1 dispersible tablets
100 x 1 dispersible tablets

5. METHOD AND ROUTE(S) OF ADMINISTRATION

Read the package leaflet before use.
The tablets must be dispersed in water before administration.
Oral use

6. SPECIAL WARNING THAT THE MEDICINAL PRODUCT MUST BE STORED OUT OF THE SIGHT AND REACH OF CHILDREN

Keep out of the sight and reach of children.

7. OTHER SPECIAL WARNING(S), IF NECESSARY

8. EXPIRY DATE

EXP

9. SPECIAL STORAGE CONDITIONS

Store in the original package in order to protect from light and moisture.

10. SPECIAL PRECAUTIONS FOR DISPOSAL OF UNUSED MEDICINAL PRODUCTS OR WASTE MATERIALS DERIVED FROM SUCH MEDICINAL PRODUCTS, IF APPROPRIATE**11. NAME AND ADDRESS OF THE MARKETING AUTHORISATION HOLDER**

Novartis Europharm Limited
Vista Building
Elm Park, Merrion Road
Dublin 4
Ireland

12. MARKETING AUTHORISATION NUMBER(S)

EU/1/11/710/014	30 x 1 dispersible tablets
EU/1/11/710/015	100 x 1 dispersible tablets

13. BATCH NUMBER

Lot

14. GENERAL CLASSIFICATION FOR SUPPLY**15. INSTRUCTIONS ON USE****16. INFORMATION IN BRAILLE**

Votubia 5 mg dispersible tablets, abbreviated form accepted, if required for technical reasons

17. UNIQUE IDENTIFIER – 2D BARCODE

2D barcode carrying the unique identifier included.

18. UNIQUE IDENTIFIER - HUMAN READABLE DATA

PC:
SN:
NN:

MINIMUM PARTICULARS TO APPEAR ON BLISTERS OR STRIPS

BLISTER

1. NAME OF THE MEDICINAL PRODUCT

Votubia 5 mg dispersible tablets
everolimus

2. NAME OF THE MARKETING AUTHORISATION HOLDER

Novartis Europharm Limited

3. EXPIRY DATE

EXP

4. BATCH NUMBER

Lot

5. OTHER

B. PACKAGE LEAFLET

Package leaflet: Information for the user

Votubia 2.5 mg tablets
Votubia 5 mg tablets
Votubia 10 mg tablets
everolimus

Read all of this leaflet carefully before you start taking this medicine because it contains important information for you.

- Keep this leaflet. You may need to read it again.
- If you have any further questions, ask your doctor or pharmacist.
- This medicine has been prescribed for you only. Do not pass it on to others. It may harm them, even if their signs of illness are the same as yours.
- If you get any side effects, talk to your doctor or pharmacist. This includes any possible side effects not listed in this leaflet. See section 4.

What is in this leaflet

1. What Votubia is and what it is used for
2. What you need to know before you take Votubia
3. How to take Votubia
4. Possible side effects
5. How to store Votubia
6. Contents of the pack and other information

1. What Votubia is and what it is used for

Votubia is an anti-tumour medicine which can block certain cells in the body from growing. It contains an active substance called everolimus which may reduce the size of kidney tumours called renal angiomyolipomas and brain tumours called subependymal giant cell astrocytomas (SEGA). These tumours are caused by a genetic disorder called tuberous sclerosis complex (TSC).

Votubia tablets are used to treat:

- TSC with angiomyolipoma of the kidney in adults who do not require immediate surgery.
- SEGA associated with TSC in adults and children for whom surgery is not appropriate.

2. What you need to know before you take Votubia

If you are being treated for TSC with angiomyolipoma of the kidney, Votubia will only be prescribed for you by a doctor with experience in treating patients with TSC.

If you are being treated for SEGA associated with TSC, Votubia will only be prescribed by a doctor with experience in treating patients with SEGA and with access to blood tests which will measure how much Votubia is in your blood.

Follow all the doctor's instructions carefully. They may differ from the general information contained in this leaflet. If you have any questions about Votubia or why it has been prescribed for you, ask your doctor.

Do not take Votubia

- **if you are allergic** to everolimus, to related substances such as sirolimus or temsirolimus, or to any of the other ingredients of this medicine (listed in section 6).
- If you had allergic reactions before, please ask your doctor for advice.

Warnings and precautions

Talk to your doctor before taking Votubia:

- if you have any problems with your liver or if you have ever had any disease which may have affected your liver. If this is the case, your doctor may need to prescribe a different dose of Votubia or stop treatment, either for a short time or permanently.
- if you have diabetes (high level of sugar in your blood). Votubia may increase blood sugar levels and worsen diabetes mellitus. This may result in the need for insulin and/or oral antidiabetic agent therapy. Tell your doctor if you experience any excessive thirst or increased frequency of urination.
- if you need to receive a vaccine while taking Votubia as vaccination may be less effective. For children with SEGA, it is important to have a discussion with the doctor about the childhood vaccination program before treatment with Votubia.
- if you have high cholesterol. Votubia may elevate cholesterol and/or other blood fats.
- if you have had recent major surgery, or if you still have an unhealed wound following surgery. Votubia may increase the risk of problems with wound healing.
- if you have an infection. It may be necessary to treat your infection before starting Votubia.
- if you have previously had hepatitis B, because this may occur again during treatment with Votubia (see section 4 ‘Possible side effects’).

Votubia may also:

- cause mouth sores (oral ulcerations).
- weaken your immune system. Therefore, you may be at risk of getting an infection while you are taking Votubia. If you have fever or other signs of an infection, consult with your doctor. Some infections may be severe and may have fatal consequences in adults and children.
- impact your kidney function. Therefore, your doctor will monitor your kidney function while you are taking Votubia.
- cause shortness of breath, cough and fever (see section 4 ‘Possible side effects’).

Tell your doctor immediately if you experience these symptoms.

You will have blood tests before and periodically during treatment. These will check the amount of blood cells (white blood cells, red blood cells and platelets) in your body to see if Votubia is having an unwanted effect on these cells. Blood tests will also be carried out to check your kidney function (levels of creatinine, blood urea nitrogen or urinary protein), liver function (level of transaminases) and your blood sugar and lipid levels. This is because these can also be affected by Votubia.

If you receive Votubia for the treatment of SEGA associated with TSC, regular blood tests are also necessary to measure how much Votubia is in your blood since this will help your doctor decide how much Votubia you need to take.

Children and adolescents

Votubia can be used in children and adolescents SEGA associated with TSC.

Votubia is not to be used in children or adolescents with TSC who have angiomyolipoma of the kidney in the absence of SEGA, as it has not been studied in such patients.

Other medicines and Votubia

Votubia may affect the way some other medicines work. If you are taking other medicines at the same time as Votubia, your doctor may need to change the dose of Votubia or the other medicines.

Tell your doctor or pharmacist if you are taking, have recently taken or might take any other medicines.

The following may increase the risk of side effects with Votubia:

- ketoconazole, itraconazole, voriconazole, or fluconazole and other antifungals used to treat fungal infections.
- clarithromycin, telithromycin or erythromycin, antibiotics used to treat bacterial infections.
- ritonavir, and other medicines used to treat HIV infection/AIDS.
- verapamil or diltiazem, used to treat heart conditions or high blood pressure.
- dronedarone, a medicine used to help regulate your heart beat.
- ciclosporin, a medicine used to stop the body from rejecting organ transplants.
- imatinib, used to inhibit the growth of abnormal cells.
- angiotensin-converting enzyme (ACE) inhibitors (such as ramipril) used to treat high blood pressure or other cardiovascular problems.

The following may reduce the effectiveness of Votubia:

- rifampicin, used to treat tuberculosis (TB).
- efavirenz or nevirapine, used to treat HIV infection/AIDS.
- St. John's wort (*Hypericum perforatum*), a herbal product used to treat depression and other conditions.
- dexamethasone, a corticosteroid used to treat a wide variety of conditions including inflammatory or immune problems.
- phenytoin, carbamazepine or phenobarbital and other anti-epileptics used to stop seizures or fits.

All medicines listed above should be avoided during your treatment with Votubia. If you are taking any of them, your doctor may switch you to a different medicine, or may change your dose of Votubia.

If you are taking an anti-seizure medicine, a change in the dose of the anti-seizure medicine (increase or decrease) may make a change in the Votubia dose necessary. Your doctor will decide this. If the dose of your anti-seizure medicine changes, please inform your doctor.

Votubia with food and drink

Avoid grapefruit and grapefruit juice while you are on Votubia.

Pregnancy, breast-feeding and fertility

Pregnancy

Votubia could harm an unborn baby and is not recommended during pregnancy. Tell your doctor if you are pregnant or think that you may be pregnant.

Women who could potentially become pregnant must use highly effective contraception during treatment, and for up to 8 weeks after ending treatment. If, despite these measures, you think you may have become pregnant, ask your doctor for advice **before** taking any more Votubia.

Breast-feeding

Votubia could harm a breast-fed baby. You should not breast-feed during treatment and for 2 weeks after the last dose of Votubia. Tell your doctor if you are breast-feeding.

Fertility

Votubia may affect male and female fertility. Talk to your doctor if you wish to have children.

Driving and using machines

If you feel unusually tired (fatigue is a common side effect), take special care when driving or using machines.

Votubia contains lactose

Votubia contains lactose (milk sugar). If you have been told by your doctor that you have an intolerance to some sugars, contact your doctor before taking this medicine.

3. How to take Votubia

Always take this medicine exactly as your doctor or pharmacist has told you. Votubia exists as tablets and dispersible tablets. Consistently take only the tablets or only the dispersible tablets, and never a combination of both. Check with your doctor or pharmacist if you are not sure.

How much Votubia to take

If you receive Votubia for the treatment of TSC with angiomyolipoma of the kidney, the usual dose is 10 mg, to be taken once daily.

A higher or lower dose may be recommended by your doctor based on your individual treatment needs, for example if you have problems with your liver or if you are taking certain other medicines in addition to Votubia.

If you receive Votubia for the treatment of TSC with SEGA, your doctor will determine the dose of Votubia you need to take depending on:

- your age
- your body size
- the health of your liver
- other medicines you are taking.

You will have blood tests during treatment with Votubia. This is to measure the amount of Votubia in your blood and find the best daily dose for you.

If you experience certain side effects (see section 4) while you are taking Votubia, your doctor may lower your dose or stop treatment, either for a short time or permanently.

How to take this medicine

- Take Votubia tablets once a day.
- Take them at the same time every day.
- You can take them either with or without food, but you need to do this in the same way each day.

Swallow the tablet(s) whole with a glass of water. Do not chew or crush the tablets. If you are taking Votubia tablets for the treatment of TSC with SEGA and if you are unable to swallow the tablets, you can stir them into a glass of water:

- Put the required number of tablets into a glass of water (approximately 30 ml).
- Gently stir the contents of the glass until the tablet(s) break apart (approximately 7 minutes) and then drink the contents immediately.
- Refill the glass with the same amount of water (approximately 30 ml), gently stir the remaining content and drink the whole amount to make sure that you get the full dose of Votubia tablets.
- If necessary, drink additional water to wash out any residues in your mouth.

Special information for caregivers

Caregivers are advised to avoid contact with suspensions of Votubia tablets. Wash hands thoroughly before and after preparation of the suspension.

If you take more Votubia than you should

- If you have taken too much Votubia, or if someone else accidentally takes your tablets, see a doctor or go to a hospital immediately. Urgent treatment may be necessary.
- Take the carton and this leaflet, so that the doctor knows what has been taken.

If you forget to take Votubia

If you miss a dose, take your next dose as scheduled. Do not take a double dose to make up for the forgotten tablets.

If you stop taking Votubia

Do not stop taking Votubia tablets unless your doctor tells you to.

If you have any further questions on the use of this medicine, ask your doctor or pharmacist.

4. Possible side effects

Like all medicines, this medicine can cause side effects, although not everybody gets them.

STOP taking Votubia and seek medical help immediately if you or your child experiences any of the following signs of an allergic reaction:

- difficulty breathing or swallowing
- swelling of the face, lips, tongue or throat (signs of angioedema)
- severe itching of the skin, with a red rash or raised bumps

Serious side effects of Votubia include:**Very common side effects** (*may affect more than 1 in 10 people*)

- Fever, cough, difficulty breathing, wheezing (signs of inflammation of the lung due to infection, also known as pneumonia)

Common side effects (*may affect up to 1 in 10 people*)

- Swelling, feeling of heaviness or tightness, pain, limited mobility of body parts (this could occur anywhere in the body and is a potential sign of an abnormal build-up of fluid in soft tissue due to a blockage in the lymphatic system, also known as lymphoedema)
- Rash, itching, hives, difficulty breathing or swallowing, dizziness (signs of serious allergic reaction, also known as hypersensitivity)
- Fever, cough, difficulty breathing, wheezing (signs of inflammation of the lung, also known as pneumonitis)

Uncommon side effects (*may affect up to 1 in 100 people*)

- Rash of small fluid-filled blisters, appearing on reddened skin (signs of viral infection that can be potentially severe, also known as herpes zoster)
- Fever, chills, rapid breathing and heart rate, rash, and possibly confusion and disorientation (signs of serious infection, also known as sepsis)

If you experience any of these side effects, tell your doctor immediately as this might have life-threatening consequences.

Other possible side effects of Votubia include:

Very common side effects (*may affect more than 1 in 10 people*)

- Upper respiratory tract infection
- Sore throat and runny nose (nasopharyngitis)
- Headache, pressure in the eyes, nose or cheek area (signs of inflammation of the sinuses and nasal passages, also known as sinusitis)
- Urinary tract infection
- High level of lipids (fats) in the blood (hypercholesterolaemia)
- Decreased appetite
- Headache
- Cough
- Mouth ulcers
- Diarrhoea
- Being sick (vomiting)
- Acne
- Skin rash
- Feeling tired
- Fever
- Menstruation disorders such as absence of periods (amenorrhoea) or irregular periods
- Sore throat (pharyngitis)

Common side effects (*may affect up to 1 in 10 people*)

- Middle ear infection
- Swollen, bleeding gums (signs of gum inflammation, also known as gingivitis)
- Skin inflammation (cellulitis)
- High level of lipids (fats) in the blood (hyperlipidaemia, raised triglycerides)
- Low level of phosphate in the blood (hypophosphataemia)
- High level of sugar in the blood (hyperglycaemia)
- Tiredness, breathlessness, dizziness, pale skin (signs of low level of red blood cells, also known as anaemia)
- Fever, sore throat or mouth ulcers due to infections (signs of low level of white blood cells, also known as leucopenia, lymphopenia, neutropenia)
- Headache, dizziness, signs of high blood pressure (hypertension)
- Spontaneous bleeding or bruising (signs of low level of platelets, also known as thrombocytopenia)
- Mouth pain
- Nose bleeds (epistaxis)
- Stomach upset like feeling sick (nausea)
- Abdominal pain
- Severe pain in the lower abdomen and pelvic area that may be sharp, with menstrual irregularities (ovarian cyst)
- Excess amount of gas in the bowels (flatulence)
- Constipation
- Abdominal pain, nausea, vomiting, diarrhoea, swelling and bloating of the abdomen (signs of inflammation of the stomach lining, also known as gastritis or gastroenteritis viral)
- Dry skin, itching (pruritus)
- An inflammatory condition of the skin characterised by redness, itching, and oozing liquid-filled cysts which become scaly, crusted, or hardened (dermatitis acneiform)
- Loss of hair (alopecia)
- Protein in the urine
- Menstruation disorders such as heavy periods (menorrhagia) or vaginal bleeding
- Trouble sleeping (insomnia)
- Irritability

- Aggression
- High level of an enzyme called blood lactate dehydrogenase that gives information about the health of certain organs
- High level of the hormone that triggers ovulation (blood luteinising hormone increased)
- Weight loss

Uncommon side effects (*may affect up to 1 in 100 people*)

- Muscle spasms, fever, red-brown urine which may be symptoms of a muscle disorder (rhabdomyolysis)
- Cough with phlegm, chest pain, fever (signs of inflammation of airways, also known as bronchitis viral)
- Disturbed taste (dysgeusia)
- Menstruation disorders such as delayed periods
- Higher level of female reproductive hormone (blood follicle stimulating hormone increased)

If these side effects get severe please tell your doctor and/or pharmacist. Most of the side effects are mild to moderate and will generally disappear if your treatment is interrupted for a few days.

The following side effects have been reported in patients taking everolimus for the treatment of conditions other than TSC:

- Kidney disorders: altered frequency or absence of urination may be symptoms of kidney failure and have been observed in some patients receiving everolimus. Other symptoms may include altered kidney function test (increase in creatinine).
- Symptoms of heart failure such as breathlessness, difficulty breathing when lying down, swelling of the feet or legs
- Blockage or obstruction of a blood vessel (vein) in the leg (deep vein thrombosis). Symptoms may include swelling and/or pain in one of your legs, usually in the calf, redness or warm skin in the affected area
- Problems with wound healing
- High levels of sugar in the blood (hyperglycaemia)

Hepatitis B reactivation has been observed in some patients taking everolimus. Tell your doctor if you experience symptoms of hepatitis B during treatment with everolimus. The first symptoms may include fever, skin rash, joint pain and inflammation. Other symptoms may include fatigue, loss of appetite, nausea, jaundice (yellowing of the skin), and pain in the upper right abdomen. Pale stools or dark urine may also be signs of hepatitis.

Reporting of side effects

If you get any side effects, talk to your doctor or pharmacist. This includes any possible side effects not listed in this leaflet. You can also report side effects directly **via the national reporting system listed in [Appendix V](#)**. By reporting side effects you can help provide more information on the safety of this medicine.

5. How to store Votubia

- Keep this medicine out of the sight and reach of children.
- Do not use this medicine after the expiry date which is stated on the carton and blister foil. The expiry date refers to the last day of that month.
- Do not store above 25°C.
- Store in the original package in order to protect from light and moisture.
- Open the blister just before taking the Votubia tablets.
- Do not use this medicine if the pack is damaged or shows signs of tampering.

Do not throw away any medicines via wastewater or household waste. Ask your pharmacist how to throw away medicines you no longer use. These measures will help to protect the environment.

6. Contents of the pack and other information

What Votubia tablets contain

- The active substance is everolimus.
Each Votubia 2.5 mg tablet contains 2.5 mg of everolimus.
Each Votubia 5 mg tablet contains 5 mg of everolimus.
Each Votubia 10 mg tablet contains 10 mg of everolimus.
- The other ingredients are butylated hydroxytoluene (E321), magnesium stearate, lactose monohydrate, hypromellose, crospovidone type A and lactose anhydrous.

What Votubia tablets looks like and contents of the pack

Votubia 2.5 mg tablets are white to slightly yellowish, elongated tablets. They are engraved with “LCL” on one side and “NVR” on the other.

Votubia 5 mg tablets are white to slightly yellowish, elongated tablets. They are engraved with “5” on one side and “NVR” on the other.

Votubia 10 mg tablets are white to slightly yellowish, elongated tablets. They are engraved with “UHE” on one side and “NVR” on the other.

Votubia 2.5 mg tablets are available in packs containing 10 x 1, 30 x 1 or 100 x 1 tablets in perforated unit-dose blisters of 10 x 1 tablets each.

Votubia 5 mg tablets are available in packs containing 30 x 1 or 100 x 1 tablets in perforated unit-dose blisters of 10 x 1 tablets each.

Votubia 10 mg tablets are available in packs containing 10 x 1, 30 x 1 or 100 x 1 tablets in perforated unit-dose blisters of 10 x 1 tablets each.

Not all pack sizes or strengths may be marketed in your country.

Marketing Authorisation Holder

Novartis Europharm Limited
Vista Building
Elm Park, Merrion Road
Dublin 4
Ireland

Manufacturer

Novartis Pharma GmbH
Roonstrasse 25
D-90429 Nuremberg
Germany

For any information about this medicine, please contact the local representative of the Marketing Authorisation Holder:

België/Belgique/Belgien

Novartis Pharma N.V.
Tél/Tel: +32 2 246 16 11

България

Novartis Bulgaria EOOD
Тел.: +359 2 489 98 28

Česká republika

Novartis s.r.o.
Tel: +420 225 775 111

Danmark

Novartis Healthcare A/S
Tlf: +45 39 16 84 00

Deutschland

Novartis Pharma GmbH
Tel: +49 911 273 0

Eesti

SIA Novartis Baltics Eesti filiaal
Tel: +372 66 30 810

Ελλάδα

Novartis (Hellas) A.E.B.E.
Τηλ: +30 210 281 17 12

España

Novartis Farmacéutica, S.A.
Tel: +34 93 306 42 00

France

Novartis Pharma S.A.S.
Tél: +33 1 55 47 66 00

Hrvatska

Novartis Hrvatska d.o.o.
Tel. +385 1 6274 220

Ireland

Novartis Ireland Limited
Tel: +353 1 260 12 55

Lietuva

SIA „Novartis Baltics“ Lietuvos filialas
Tel: +370 5 269 16 50

Luxembourg/Luxemburg

Novartis Pharma N.V.
Tél/Tel: +32 2 246 16 11

Magyarország

Novartis Hungária Kft.
Tel.: +36 1 457 65 00

Malta

Novartis Pharma Services Inc.
Tel: +356 2122 2872

Nederland

Novartis Pharma B.V.
Tel: +31 26 37 82 111

Norge

Novartis Norge AS
Tlf: +47 23 05 20 00

Österreich

Novartis Pharma GmbH
Tel: +43 1 86 6570

Polska

Novartis Poland Sp. z o.o.
Tel.: +48 22 375 4888

Portugal

Novartis Farma - Produtos Farmacêuticos, S.A.
Tel: +351 21 000 8600

România

Novartis Pharma Services Romania SRL
Tel: +40 21 31299 01

Slovenija

Novartis Pharma Services Inc.
Tel: +386 1 300 75 50

Ísland

Vistor hf.
Sími: +354 535 7000

Italia

Novartis Farma S.p.A.
Tel: +39 02 96 54 1

Κύπρος

Novartis Pharma Services Inc.
Τηλ: +357 22 690 690

Latvija

SIA "Novartis Baltics"
Tel: +371 67 887 070

Slovenská republika

Novartis Slovakia s.r.o.
Tel: +421 2 5542 5439

Suomi/Finland

Novartis Finland Oy
Puh/Tel: +358 (0)10 6133 200

Sverige

Novartis Sverige AB
Tel: +46 8 732 32 00

United Kingdom

Novartis Pharmaceuticals UK Ltd.
Tel: +44 1276 698370

This leaflet was last revised in

Other sources of information

Detailed information on this medicine is available on the European Medicines Agency website:
<http://www.ema.europa.eu>

Package leaflet: Information for the user

Votubia 1 mg dispersible tablets

Votubia 2 mg dispersible tablets

Votubia 3 mg dispersible tablets

Votubia 5 mg dispersible tablets

everolimus

Read all of this leaflet carefully before you start taking this medicine because it contains important information for you.

- Keep this leaflet. You may need to read it again.
- If you have any further questions, ask your doctor or pharmacist.
- This medicine has been prescribed for you only. Do not pass it on to others. It may harm them, even if their signs of illness are the same as yours.
- If you get any side effects, talk to your doctor or pharmacist. This includes any possible side effects not listed in this leaflet. See section 4.

What is in this leaflet

1. What **Votubia** is and what it is used for
2. What you need to know before you take **Votubia**
3. How to take **Votubia**
4. Possible side effects
5. How to store **Votubia**
6. Contents of the pack and other information

1. What **Votubia is and what it is used for**

Votubia dispersible tablets contain an active substance called everolimus. It is used to treat children aged 2 years and above and adults with partial seizures with or without secondary generalisation (epilepsy) associated with a genetic disorder called tuberous sclerosis complex (TSC) and which are not controlled by other antiepileptic medicines. Partial seizures start by only affecting one side of the brain but can spread and extend to larger areas on both sides of the brain (called a “secondary generalisation”). **Votubia** dispersible tablets are given together with other medicines for epilepsy.

Votubia is also an anti-tumour medicine which can block certain cells in the body from growing. It may reduce the size of brain tumours called subependymal giant cell astrocytomas (SEGA) which are also caused by TSC.

Votubia dispersible tablets are used to treat SEGA associated with TSC in adults and children for whom surgery is not appropriate.

2. What you need to know before you take Votubia

Votubia will only be prescribed by a doctor with experience in treating patients with SEGA or seizures and with access to blood tests which will measure how much Votubia is in your blood.

Follow all the doctor's instructions carefully. They may differ from the general information contained in this leaflet. If you have any questions about Votubia or why it has been prescribed for you, ask your doctor.

Do not take Votubia

- **if you are allergic** to everolimus, to related substances such as sirolimus or temsirolimus, or to any of the other ingredients of this medicine (listed in section 6).

If you had allergic reactions before, please ask your doctor for advice.

Warnings and precautions

Talk to your doctor before taking Votubia:

- if you have any problems with your liver or if you have ever had any disease which may have affected your liver. If this is the case, your doctor may need to prescribe a different dose of Votubia or stop treatment, either for a short time or permanently.
- if you have diabetes (high level of sugar in your blood). Votubia may increase blood sugar levels and worsen diabetes mellitus. This may result in the need for insulin and/or oral antidiabetic agent therapy. Tell your doctor if you experience any excessive thirst or increased frequency of urination.
- if you need to receive a vaccine while taking Votubia as vaccination may be less effective. For children with SEGA or seizures, it is important to have a discussion with the doctor about the childhood vaccination program before treatment with Votubia.
- if you have high cholesterol. Votubia may elevate cholesterol and/or other blood fats.
- if you have had recent major surgery, or if you still have an unhealed wound following surgery. Votubia may increase the risk of problems with wound healing.
- if you have an infection. It may be necessary to treat your infection before starting Votubia.
- if you have previously had hepatitis B, because this may occur again during treatment with Votubia (see section 4 'Possible side effects').

Votubia may also:

- cause mouth sores (oral ulcerations).
- cause mouth sores (oral ulcerations).
- weaken your immune system. Therefore, you may be at risk of getting an infection while you are taking Votubia. If you have fever or other signs of an infection, consult with your doctor. Some infections may be severe and may have fatal consequences in adults and children.
- impact your kidney function. Therefore, your doctor will monitor your kidney function while you are taking Votubia.
- cause shortness of breath, cough and fever (see section 4 'Possible side effects').

Tell your doctor immediately if you experience these symptoms.

You will have blood tests before and periodically during treatment. These will check the amount of blood cells (white blood cells, red blood cells and platelets) in your body to see if Votubia is having an unwanted effect on these cells. Blood tests will also be carried out to check your kidney function (levels of creatinine, blood urea nitrogen or urinary protein), liver function (level of transaminases) and your blood sugar and lipid levels. This is because these can also be affected by Votubia.

Regular blood tests are also necessary to measure how much Votubia is in your blood since this will help your doctor decide how much Votubia you need to take.

Children and adolescents

Votubia can be used in children and adolescents with SEGA associated with TSC.

Votubia is not to be used in children below the age of 2 years with TSC and seizures.

Other medicines and Votubia

Votubia may affect the way some other medicines work. If you are taking other medicines at the same time as Votubia, your doctor may need to change the dose of Votubia or the other medicines.

Tell your doctor or pharmacist if you are taking, have recently taken or might take any other medicines.

The following may increase the risk of side effects with Votubia:

- ketoconazole, itraconazole, voriconazole, or fluconazole and other antifungals used to treat fungal infections.
- clarithromycin, telithromycin or erythromycin, antibiotics used to treat bacterial infections.
- ritonavir, and other medicines used to treat HIV infection/AIDS.
- verapamil or diltiazem, used to treat heart conditions or high blood pressure.
- dronedarone, a medicine used to help regulate your heart beat.
- ciclosporin, a medicine used to stop the body from rejecting organ transplants.
- imatinib, used to inhibit the growth of abnormal cells.
- angiotensin-converting enzyme (ACE) inhibitors (such as ramipril) used to treat high blood pressure or other cardiovascular problems.

The following may reduce the effectiveness of Votubia:

- rifampicin, used to treat tuberculosis (TB).
- efavirenz or nevirapine, used to treat HIV infection/AIDS.
- St. John's wort (*Hypericum perforatum*), a herbal product used to treat depression and other conditions.
- dexamethasone, a corticosteroid used to treat a wide variety of conditions including inflammatory or immune problems.
- phenytoin, carbamazepine or phenobarbital and other anti-epileptics used to stop seizures or fits.

All medicines listed above should be avoided during your treatment with Votubia. If you are taking any of them, your doctor may switch you to a different medicine, or may change your dose of Votubia.

If you are taking an anti-seizure medicine, a change in the dose of the anti-seizure medicine (increase or decrease) may make a change in the Votubia dose necessary. Your doctor will decide this. If the dose of your anti-seizure medicine changes, please inform your doctor.

If you are following a specific diet to reduce the frequency of your seizures, please inform your doctor before taking Votubia.

Votubia with food and drink

Avoid grapefruit and grapefruit juice while you are on Votubia.

Pregnancy, breast-feeding and fertility

Pregnancy

Votubia could harm an unborn baby and is not recommended during pregnancy. Tell your doctor if you are pregnant or think that you may be pregnant.

Women who could potentially become pregnant must use highly effective contraception during treatment, and for up to 8 weeks after ending treatment. If, despite these measures, you think you may have become pregnant, ask your doctor for advice **before** taking any more Votubia.

Breast-feeding

Votubia could harm a breast-fed baby. You should not breast-feed during treatment and for 2 weeks after the last dose of Votubia. Tell your doctor if you are breast-feeding.

Fertility

Votubia may affect male and female fertility. Talk to your doctor if you wish to have children.

Driving and using machines

If you feel unusually tired (fatigue is a common side effect), take special care when driving or using machines.

Votubia contains lactose

Votubia contains lactose (milk sugar). If you have been told by your doctor that you have an intolerance to some sugars, contact your doctor before taking this medicine.

3. How to take Votubia

Always take this medicine exactly as your doctor or pharmacist has told you. Votubia exists as tablets and dispersible tablets. Consistently take only the tablets or only the dispersible tablets, and never a combination of both. Check with your doctor or pharmacist if you are not sure.

How much Votubia to take

Your doctor will determine the dose of Votubia you need to take depending on:

- your age
- your body size
- the health of your liver
- other medicines you are taking.

You will have blood tests during treatment with Votubia. This is to measure the amount of Votubia in your blood and find the best daily dose for you.

If you experience certain side effects (see section 4) while you are taking Votubia, your doctor may lower your dose or stop treatment, either for a short time or permanently.

How to take this medicine

- Take Votubia dispersible tablets once a day.
- Take them at the same time every day.
- You can take them either with or without food, but you need to do this in the same way each day.

Take Votubia dispersible tablets as an oral suspension only

Do not chew or crush the dispersible tablets. Do not swallow them whole. You must mix the dispersible tablets with water to create a cloudy liquid (known as an oral suspension).

How to prepare and take the oral suspension

Prepare the oral suspension by mixing the dispersible tablets with water either in an oral syringe or in a small glass. You must drink the suspension immediately after preparing it. If you do not drink it within 30 minutes when using an oral syringe or within 60 minutes when using a small glass, throw it away and prepare a new suspension. Please read the detailed instructions at the end of this leaflet to find out how to do this. Ask your doctor or pharmacist if you are not sure.

Special information for caregivers

Caregivers are advised to avoid contact with suspensions of Votubia dispersible tablets. Wash hands thoroughly before and after preparation of the suspension.

If you take more Votubia than you should

- If you have taken too much Votubia, or if someone else accidentally takes your dispersible tablets, see a doctor or go to a hospital immediately. Urgent treatment may be necessary.
- Take the carton and this leaflet, so that the doctor knows what has been taken.

If you forget to take Votubia

If you miss a dose, take your next dose as scheduled. Do not take a double dose to make up for the forgotten dispersible tablets.

If you stop taking Votubia

Do not stop taking Votubia dispersible tablets unless your doctor tells you to.

If you have any further questions on the use of this medicine, ask your doctor or pharmacist.

4. Possible side effects

Like all medicines, this medicine can cause side effects, although not everybody gets them.

STOP taking Votubia and seek medical help immediately if you or your child experiences any of the following signs of an allergic reaction:

- difficulty breathing or swallowing
- swelling of the face, lips, tongue or throat (signs of angioedema)
- severe itching of the skin, with a red rash or raised bumps

Serious side effects of Votubia include:

Very common side effects (*may affect more than 1 in 10 people*)

- Fever, cough, difficulty breathing, wheezing (signs of inflammation of the lung due to infection, also known as pneumonia)

Common side effects (*may affect up to 1 in 10 people*)

- Swelling, feeling of heaviness or tightness, pain, limited mobility of body parts (this could occur anywhere in the body and is a potential sign of an abnormal build-up of fluid in soft tissue due to a blockage in the lymphatic system, also known as lymphoedema)
- Rash, itching, hives, difficulty breathing or swallowing, dizziness (signs of serious allergic reaction, also known as hypersensitivity)
- Fever, cough, difficulty breathing, wheezing (signs of inflammation of the lung, also known as pneumonitis)

Uncommon side effects (*may affect up to 1 in 100 people*)

- Rash of small fluid-filled blisters, appearing on reddened skin (signs of viral infection that can be potentially severe, also known as herpes zoster)
- Fever, chills, rapid breathing and heart rate, rash, and possibly confusion and disorientation (signs of serious infection, also known as sepsis)

If you experience any of these side effects, tell your doctor immediately as this might have life-threatening consequences.

Other possible side effects of Votubia include:

Very common side effects (*may affect more than 1 in 10 people*)

- Upper respiratory tract infection
- Sore throat and runny nose (nasopharyngitis)
- Headache, pressure in the eyes, nose or cheek area (signs of inflammation of the sinuses and nasal passages, also known as sinusitis)
- Urinary tract infection
- High level of lipids (fats) in the blood (hypercholesterolaemia)
- Decreased appetite
- Headache
- Cough
- Mouth ulcers
- Diarrhoea
- Being sick (vomiting)
- Acne
- Skin rash
- Feeling tired
- Fever
- Menstruation disorders such as absence of periods (amenorrhoea) or irregular periods
- Sore throat (pharyngitis)

Common side effects (*may affect up to 1 in 10 people*)

- Middle ear infection
- Swollen, bleeding gums (signs of gum inflammation, also known as gingivitis)
- Skin inflammation (cellulitis)
- High level of lipids (fats) in the blood (hyperlipidaemia, raised triglycerides)
- Low level of phosphate in the blood (hypophosphataemia)
- High level of sugar in the blood (hyperglycaemia)
- Tiredness, breathlessness, dizziness, pale skin (signs of low level of red blood cells, also known as anaemia)
- Fever, sore throat or mouth ulcers due to infections (signs of low level of white blood cells, also known as leucopenia, lymphopenia, neutropenia)
- Headache, dizziness, signs of high blood pressure (hypertension)
- Spontaneous bleeding or bruising (signs of low level of platelets, also known as thrombocytopenia)
- Mouth pain
- Nose bleeds (epistaxis)
- Stomach upset like feeling sick (nausea)
- Abdominal pain
- Severe pain in the lower abdomen and pelvic area that may be sharp, with menstrual irregularities (ovarian cyst)
- Excess amount of gas in the bowels (flatulence)

- Constipation
- Abdominal pain, nausea, vomiting, diarrhoea, swelling and bloating of the abdomen (signs of inflammation of the stomach lining, also known as gastritis or gastroenteritis viral)
- Dry skin, itching (pruritus)
- An inflammatory condition of the skin characterised by redness, itching, and oozing liquid-filled cysts which become scaly, crusted, or hardened (dermatitis acneiform)
- Loss of hair (alopecia)
- Protein in the urine
- Menstruation disorders such as heavy periods (menorrhagia) or vaginal bleeding
- Trouble sleeping (insomnia)
- Irritability
- Aggression
- High level of an enzyme called blood lactate dehydrogenase that gives information about the health of certain organs
- High level of the hormone that triggers ovulation (blood luteinising hormone increased)
- Weight loss

Uncommon side effects (*may affect up to 1 in 100 people*)

- Muscle spasms, fever, red-brown urine which may be symptoms of a muscle disorder (rhabdomyolysis)
- Cough with phlegm, chest pain, fever (signs of inflammation of airways, also known as bronchitis viral)
- Disturbed taste (dysgeusia)
- Menstruation disorders such as delayed periods
- Higher level of female reproductive hormone (blood follicle stimulating hormone increased)

If these side effects get severe please tell your doctor and/or pharmacist. Most of the side effects are mild to moderate and will generally disappear if your treatment is interrupted for a few days.

The following side effects have been reported in patients taking everolimus for the treatment of conditions other than TSC:

- Kidney disorders: altered frequency or absence of urination may be symptoms of kidney failure and have been observed in some patients receiving everolimus. Other symptoms may include altered kidney function test (increase in creatinine).
- Symptoms of heart failure such as breathlessness, difficulty breathing when lying down, swelling of the feet or legs
- Blockage or obstruction of a blood vessel (vein) in the leg (deep vein thrombosis). Symptoms may include swelling and/or pain in one of your legs, usually in the calf, redness or warm skin in the affected area
- Problems with wound healing
- High levels of sugar in the blood (hyperglycaemia)

Hepatitis B reactivation has been observed in some patients taking everolimus. Tell your doctor if you experience symptoms of hepatitis B during treatment with everolimus. The first symptoms may include fever, skin rash, joint pain and inflammation. Other symptoms may include fatigue, loss of appetite, nausea, jaundice (yellowing of the skin), and pain in the upper right abdomen. Pale stools or dark urine may also be signs of hepatitis.

Reporting of side effects

If you get any side effects, talk to your doctor or pharmacist. This includes any possible side effects not listed in this leaflet. You can also report side effects directly via the national reporting system listed in [Appendix V](#). By reporting side effects you can help provide more information on the safety of this medicine.

5. How to store Votubia

- Keep this medicine out of the sight and reach of children.
- Do not use this medicine after the expiry date which is stated on the carton and blister foil. The expiry date refers to the last day of that month.
- This medicine does not require any special temperature storage conditions.
- Store in the original package in order to protect from light and moisture.
- Open the blister just before taking Votubia dispersible tablets.
- The stability of the ready to use suspension has been demonstrated for 60 minutes. After preparation the suspension must be taken straight away. If you do not use it within 60 minutes, throw it away and prepare a new suspension.
- Do not use this medicine if the pack is damaged or shows signs of tampering.

Do not throw away any medicines via wastewater or household waste. Ask your pharmacist how to throw away medicines you no longer use. These measures will help to protect the environment.

6. Contents of the pack and other information

What Votubia dispersible tablets contain

- The active substance is everolimus.
Each Votubia 1 mg dispersible tablet contains 1 mg of everolimus.
Each Votubia 2 mg dispersible tablet contains 2 mg of everolimus.
Each Votubia 3 mg dispersible tablet contains 3 mg of everolimus.
Each Votubia 5 mg dispersible tablet contains 5 mg of everolimus.
- The other ingredients are butylated hydroxytoluene (E321), magnesium stearate, lactose monohydrate, hypromellose, crospovidone type A, mannitol, cellulose microcrystalline and silica colloidal anhydrous.

What Votubia dispersible tablets looks like and contents of the pack

Votubia 1 mg dispersible tablets are white to slightly yellowish, round, flat tablets with a bevelled edge and no score. They are engraved with “D1” on one side and “NVR” on the other.

Votubia 2 mg dispersible tablets are white to slightly yellowish, round, flat tablets with a bevelled edge and no score. They are engraved with “D2” on one side and “NVR” on the other.

Votubia 3 mg dispersible tablets are white to slightly yellowish, round, flat tablets with a bevelled edge and no score. They are engraved with “D3” on one side and “NVR” on the other.

Votubia 5 mg dispersible tablets are white to slightly yellowish, round, flat tablets with a bevelled edge and no score. They are engraved with “D5” on one side and “NVR” on the other.

Votubia 1 mg dispersible tablets are available in packs containing 30 dispersible tablets in perforated unit-dose blisters of 10 x 1 tablets each.

Votubia 2 mg dispersible tablets are available in packs containing 10 x 1, 30 x 1 or 100 x 1 dispersible tablets in perforated unit-dose blisters of 10 x 1 tablets each.

Votubia 3 mg and Votubia 5 mg dispersible tablets are available in packs containing 30 x 1 or 100 x 1 dispersible tablets in perforated unit-dose blisters of 10 x 1 tablets each.

Not all pack sizes or strengths may be marketed in your country.

Marketing Authorisation Holder

Novartis Europharm Limited
Vista Building
Elm Park, Merrion Road
Dublin 4
Ireland

Manufacturer

Novartis Pharma GmbH
Roonstrasse 25
D-90429 Nuremberg
Germany

For any information about this medicine, please contact the local representative of the Marketing Authorisation Holder:

België/Belgique/Belgien

Novartis Pharma N.V.
Tél/Tel: +32 2 246 16 11

България

Novartis Bulgaria EOOD
Тел.: +359 2 489 98 28

Česká republika

Novartis s.r.o.
Tel: +420 225 775 111

Danmark

Novartis Healthcare A/S
Tlf: +45 39 16 84 00

Deutschland

Novartis Pharma GmbH
Tel: +49 911 273 0

Eesti

SIA Novartis Baltics Eesti filiaal
Tel: +372 66 30 810

Ελλάδα

Novartis (Hellas) A.E.B.E.
Τηλ: +30 210 281 17 12

España

Novartis Farmacéutica, S.A.
Tel: +34 93 306 42 00

France

Novartis Pharma S.A.S.
Tél: +33 1 55 47 66 00

Hrvatska

Novartis Hrvatska d.o.o.
Tel. +385 1 6274 220

Ireland

Novartis Ireland Limited
Tel: +353 1 260 12 55

Lietuva

SIA „Novartis Baltics“ Lietuvos filialas
Tel: +370 5 269 16 50

Luxembourg/Luxemburg

Novartis Pharma N.V.
Tél/Tel: +32 2 246 16 11

Magyarország

Novartis Hungária Kft.
Tel.: +36 1 457 65 00

Malta

Novartis Pharma Services Inc.
Tel: +356 2122 2872

Nederland

Novartis Pharma B.V.
Tel: +31 26 37 82 111

Norge

Novartis Norge AS
Tlf: +47 23 05 20 00

Österreich

Novartis Pharma GmbH
Tel: +43 1 86 6570

Polska

Novartis Poland Sp. z o.o.
Tel.: +48 22 375 4888

Portugal

Novartis Farma - Produtos Farmacêuticos, S.A.
Tel: +351 21 000 8600

România

Novartis Pharma Services Romania SRL
Tel: +40 21 31299 01

Slovenija

Novartis Pharma Services Inc.
Tel: +386 1 300 75 50

Ísland

Vistor hf.
Sími: +354 535 7000

Italia

Novartis Farma S.p.A.
Tel: +39 02 96 54 1

Κύπρος

Novartis Pharma Services Inc.
Τηλ: +357 22 690 690

Latvija

SIA "Novartis Baltics"
Tel: +371 67 887 070

Slovenská republika

Novartis Slovakia s.r.o.
Tel: +421 2 5542 5439

Suomi/Finland

Novartis Finland Oy
Puh/Tel: +358 (0)10 6133 200

Sverige

Novartis Sverige AB
Tel: +46 8 732 32 00

United Kingdom

Novartis Pharmaceuticals UK Ltd.
Tel: +44 1276 698370

This leaflet was last revised in

Other sources of information

Detailed information on this medicine is available on the European Medicines Agency website:
<http://www.ema.europa.eu>

INSTRUCTIONS FOR USE

Read and follow these instructions carefully so that you know how to correctly prepare the medicine. This will look like a cloudy liquid (known as an oral suspension).

Use an oral syringe or a small glass for preparing and taking the Votubia suspension only – do not use it for anything else.

Important information:

Take Votubia dispersible tablets as a suspension only.

These instructions are for taking a dose between 1 mg and 10 mg.

- The most you can take at one time using the oral syringe or small glass is 10 mg, using a maximum of 5 dispersible tablets.
- If you need to take a higher dose or need to use more than 5 dispersible tablets, split the dose and repeat the steps using the same oral syringe or small glass.
- Ask your doctor or pharmacist about how to split the dose if you are not sure.

Caregivers should try to avoid skin contact with the oral suspension. Keep the medicine out of the reach of children.

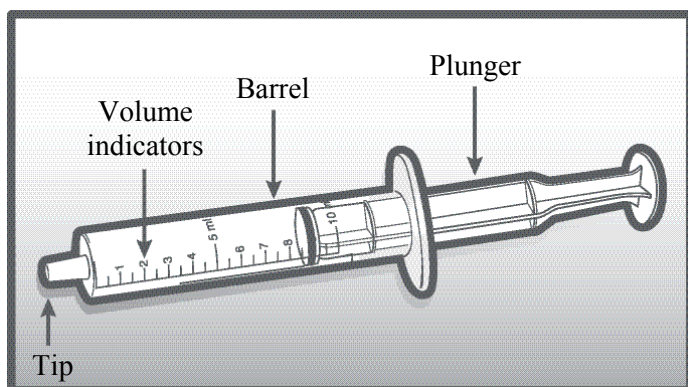
Only use water (drinkable tap water or non-sparkling bottled water) to prepare the oral suspension. Do not use juice or any other liquids.

The patient must drink the suspension immediately after it is prepared. If the patient does not drink it within 30 minutes if an oral syringe has been used or within 60 minutes if a small glass has been used, throw it away and prepare a new suspension.

Instructions for caregivers preparing the suspension using an oral syringe:

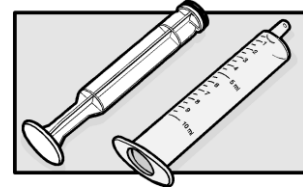
You will need:

- The blister with Votubia dispersible tablets
- Scissors to open the blister
- 10 ml oral syringe with 1 ml increments (for single use): see figure below
- 2 clean glasses
- Approximately 30 ml of water



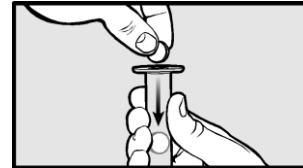
Getting ready

1. Wash and dry your hands.
2. Take the 10 ml oral syringe and pull out the plunger, removing it completely from the barrel of the syringe.




Adding the dispersible tablets

3. Use scissors to open the blister along the dotted line. Remove the dispersible tablets from the blister. Place them into the barrel of the oral syringe straight away.

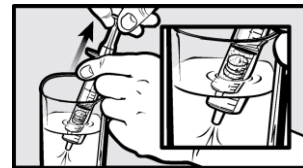


4. Re-insert the plunger into the barrel of the oral syringe. Push the plunger in until it touches the dispersible tablets.



Adding water

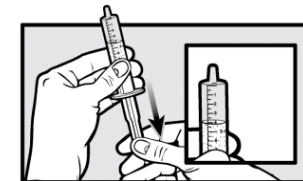
5. Fill a small glass with water (drinkable tap water or non-sparkling bottled water). Put the tip of the syringe into the water. Draw up about 5 ml of water by slowly pulling the plunger out until it is at the 5 ml mark on the syringe.



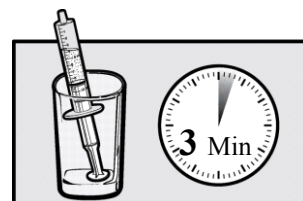
Note: The amount of water in the oral syringe does not need to be exact but all the tablets should be covered. If any tablets get stuck in the dry upper part of the oral syringe, gently tap the oral syringe until they fall down into the water.

Mixing the medicine

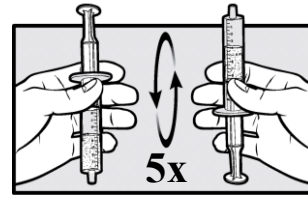
6. Hold the oral syringe with the tip pointing up. Pull the plunger slowly down to draw in air until it is at the 9 ml mark on the syringe.



7. Put the filled oral syringe in the clean, empty glass with the tip pointing up. Wait for 3 minutes – until the dispersible tablets have completely broken apart.

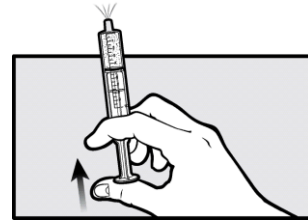


8. Mix the medicine by slowly turning the oral syringe upside down and back again five times just before using the dose. Do not shake it. Use the oral suspension immediately. If you do not use it within 30 minutes, throw it away and prepare a new suspension.



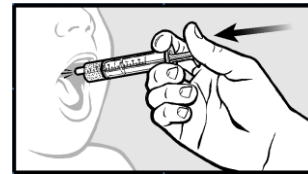
Removing air

9. Hold the oral syringe with the tip pointing upwards. Push the plunger up slowly to remove most of the air (it is okay for a small amount of air to remain around the tip).



Taking the medicine

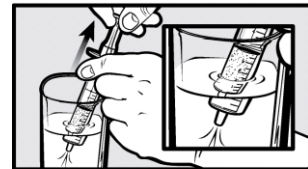
10. Put the oral syringe into the patient's mouth. Push the plunger in slowly to release the full contents of the oral syringe.



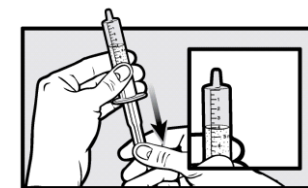
11. Carefully remove the oral syringe from the patient's mouth.

Making sure all of the medicine has been taken

12. Insert the tip of the oral syringe into the glass filled with water. Draw up 5 ml of water by slowly pulling the plunger up.



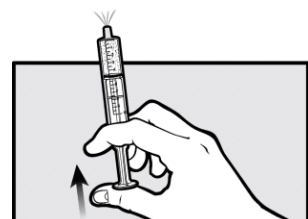
13. Hold the oral syringe with the tip pointing up. Pull the plunger slowly down to draw in air until it is at the 9 ml mark on the syringe.



14. With the tip of the oral syringe pointing upwards, swirl the water around to collect any medicine that is left inside.



15. Hold the oral syringe with the tip pointing upward. Push the plunger up slowly to remove most of the air.



16. Put the oral syringe into the patient's mouth. Push the plunger in slowly to release the full contents of the oral syringe.



17. Carefully remove the oral syringe from the patient's mouth.

If the total prescribed dose is more than 10 mg or has to be prepared using more than 5 dispersible tablets, repeat steps 2 to 17 to finish giving the dose.

Cleaning up

18. Ask your pharmacist how to throw away the oral syringe.
19. Wash and dry your hands.

Instructions for patients or caregivers preparing the suspension using a small glass:

You will need:

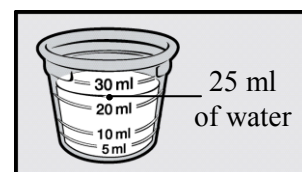
- Blister with Votubia dispersible tablets
- Scissors to open the blister
- 1 small glass (maximum size 100 ml)
- 30 ml dose cup for measuring water
- Approximately 50 ml of water to prepare the suspension
- Spoon for stirring

Getting ready

1. Wash and dry your hands.

Adding water

2. Add about 25 ml of water to the 30 ml dose cup. The amount of water added does not need to be exact.



3. Pour the water from the dose cup into the small glass.




Adding the dispersible tablets

4. Use scissors to open the blister along the dotted line. Remove the dispersible tablets from the blister.
5. Add the dispersible tablets into the water.




Mixing the medicine

6. Wait for 3 minutes until the dispersible tablets have completely broken apart.

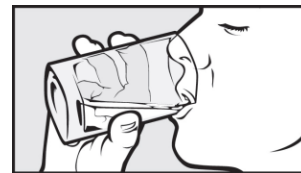


7. Gently stir the contents of the glass with a spoon and then proceed immediately to step 8.




Taking the medicine

8. The patient must immediately drink all of the oral suspension from the glass. If the suspension is not used within 60 minutes, throw it away and prepare a new suspension.



Making sure all of the medicine has been taken

9. Refill the glass with the same amount of water (about 25 ml). Stir the contents with the spoon to remove any medicine left on the glass and spoon.



10. The patient must drink all of the oral suspension from the glass.
If the total prescribed dose is more than 10 mg or has to be prepared using more than 5 dispersible tablets, repeat steps 2 to 10 to finish taking the dose.



Cleaning up

11. Wash the glass and the spoon thoroughly with clean water. Wipe the glass and spoon with a clean paper towel. Store them in a dry and clean place until next time.



12. Wash and dry your hands.